

TARIFF



NIGERIAN PORTS AUTHORITY

**PORT ACT
(CAP 361)**

In exercise of the powers conferred by Part XII of the Port Act (Cap 361) and of all other powers enabling it on that behalf, Nigerian Ports Authority hereby makes the following regulations:

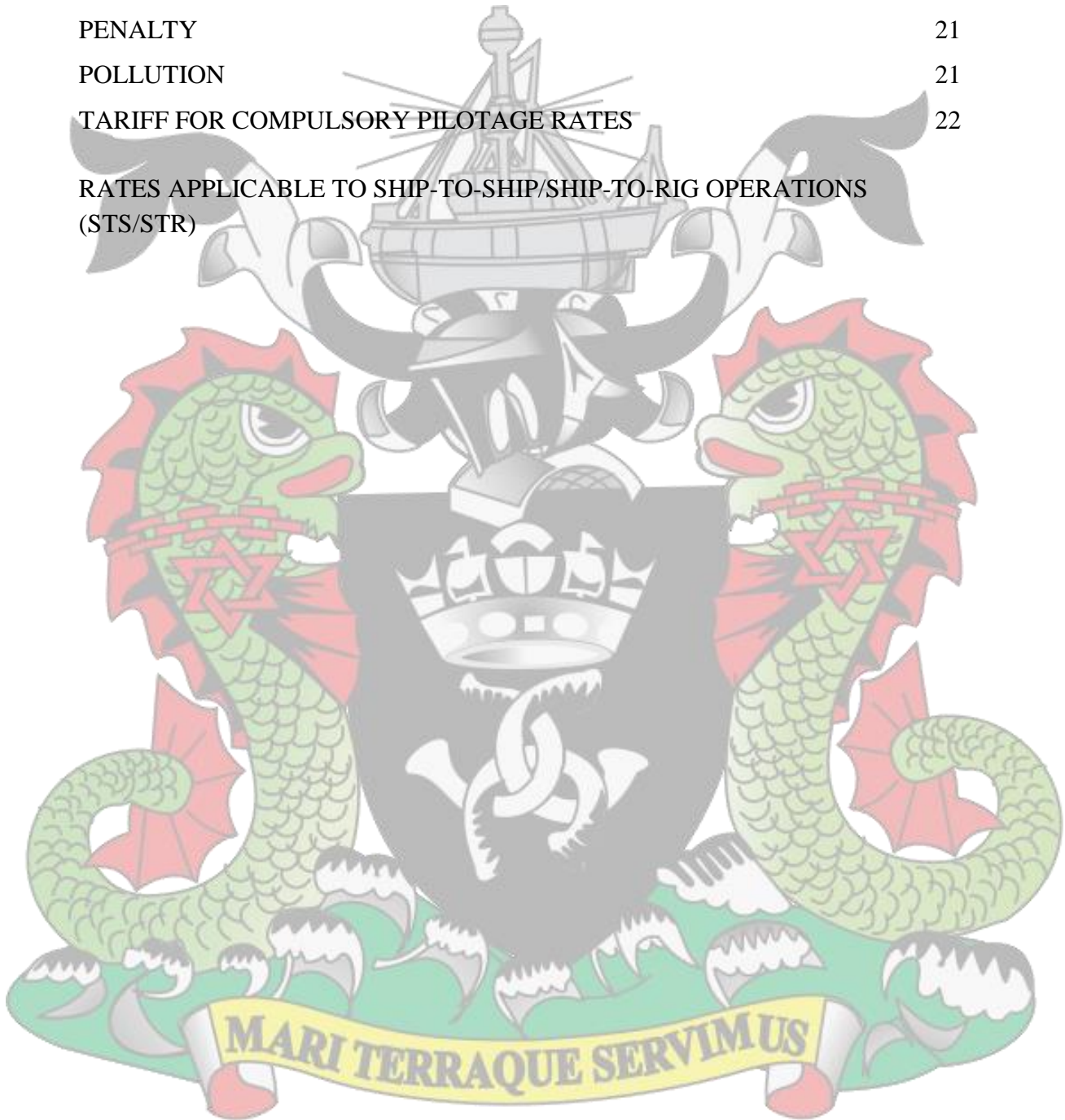


TABLE OF CONTENTS

	PAGE
DEFINITION OF TERMS	4
KEY TO ABBREVIATIONS	4
EXPLANATORY NOTES	5
<i>Cargo Dues, Value Added Tax, Berth Rent/Mooring Dues, Contingency Deposit, Ship Dues, Royalty Charges, Coastal Charges, Tropical West Africa [TWA] Charges, Foreign Charges, Day, Documents to be furnished by Shipping Companies, Time to Submit Document, Tonnage & Anchorage Charge.</i>	
GUIDELINES ON THE POST CONCESSION BILLING SYSTEM	7
TARIFFS	9
SHIP DUES	9
THIRD PARTY TOWAGE FOR LAGOS PILOTAGE DISTRICT	9
ANNUAL LIGHT DUES	9
ANNUAL CONSERVANCY	9
BERTH RENT	10
HARBOUR DUES	11
ENVIRONMENTAL PROTECTION LEVY (EPL)	13
MARITIME ORGANIZATION OF WEST AND CENTRAL AFRICA (MOWCA)	13
WHARFAGE	14
FACILITY CHARGE	14
PORT PIER	15
CONTINGENCY DEPOSIT	15
5% VAT	15
NIGERIAN LIQUIFIED NATURAL GAS OPERATION (NLNG)	15
OIL TERMINAL DUES AND COMPULSORY PILOTAGE ROYALTY (OTD & CPR)	16
GENERAL (MISCELLANEOUS) CHARGES	17
FIRE EQUIPMENT/SERVICES	17
ESCORT OF DANGEROUS/HARZARDOUS CARGO	18
HIRE OF AMBULANCE	18
AUCTION	18
FRESH WATER	18
WEIGHING CHARGES (NGN)	19
BUNKERING	19
VEHICLE ENTRY PERMIT (VEP)	19
OTHER GENERAL (MISCALLENEOUS) CHARGES	19

TABLE OF CONTENTS (Cont'd)

	PAGE
DUES APPLICABLE TO LOCAL TRAWLERS	20
DUES FOR PASSENGER FERRY BOAT OPERATIONS	20
PENALTY	21
POLLUTION	21
TARIFF FOR COMPULSORY PILOTAGE RATES	22
RATES APPLICABLE TO SHIP-TO-SHIP/SHIP-TO-RIG OPERATIONS (STS/STR)	



DEFINITION OF TERMS

Towage

Towage is the pushing or pulling of a ship or barge along the water by another ship or boat called tug.

Pilotage

This is the act or skill of assisting a ship to navigate through the channels of the port.

Mooring

It is the act of fastening a vessel to a bollard by rope.

Stevedoring

This is an act of unloading and loading of goods from ship hold to wharf. It also involves every act that is connected to cargo handling within a port, terminal space, or warehouse and related environment. A stevedore is the, dockworker, a waterfront manual laborer who is involved in loading and unloading ships

Terminal Handling

It is the summary of services involving the use of plant, machinery, equipment, and maintenance in the terminal for container/ Cargo being loaded or unloaded by shipping lines at a port of shipment or destination.

Storage

Safe keeping of container/cargo discharged or loaded in the port of destination within a designated space or facility awaiting final delivery to the consignee

Berthing

It is the process of bringing in a vessel by appointed Pilot to a designated location within port for safe and secured mooring that will facilitate discharging and loading of cargo

Salvage & Rescue

This is a specialized operation involving the use of tugboats to rescue ships and persons in distress or in danger of sinking, or to salvage ships which have already sunk.

Docking

Docking or Dry Docking are used when ships, boats and other crafts are taken into the service yard for inspection, maintenance, and repair.

Anchorage

It is a designated area at sea protected from weather conditions, and other hazards where ships are permitted to lower anchors. The areas usually have conditions considered safe for anchorage.

Bunkering

It is the supply of fuel/diesel or refueling of ship by the use of another ship in a seaport. *Bunkering* is also referred to as taking of oil or bunkers on board *ship*.

Waste Reception

This is the system of handling waste such as Oily wastes, sludge, drainage from the bilges, sewage garbage and others, generated along with cargo residues during loading and unloading operations in line with IMO Convention MARPOL 73/78.

Fire Services

It is a specialized service provided by trained personnel deployed to guide against or offer immediate response to fire emergencies onboard or ashore the vessel, terminals and the environment during cargo discharge, loading, bunkering, hot works and any other activity considered to be dangerous or hazardous to the immediate port environment

Midstream Operation

It is the operation of loading and unloading of cargo while the ship is still at sea with barges, lighters and other craft for the purpose of transferring or distributing or landing at a nearby pier or port facility.

Mid-Stream Discharge: This is defined as offshore operation involving discharge of cargo from mother vessel to a smaller vessel or barge.

Single Buoy Mooring (SBM): An offshore operation involving vessel discharge through underwater pipeline to a shore based facility.

Ship to ship transfer (STS): An offshore cargo operation involving two or more vessels transfer of cargo from a mother vessel to a coastal vessel and vice versa.

Service Boats: These are specialized vessels involved in movement of oil related cargo or equipment from oil service provider terminals to oil fields/rigs offshore.

Throughput Fee: The stipulated Fee to be charged by the Authority for the volume of cargo (Inward & Outward) passing through the concession terminal. It is usually measured in TEUS, Tons and units, payable by the operators

Appropriated Area: A designated Nigerian Port Authority's facilities or Area granted for preferential or exclusive use for operational purposes

Concessioned Area: A space of Area of the Authority of which certain contractual right and privileges are passed or granted to another operating party to conduct a subsidiary business as contained in the Agreement

KEY TO ABBREVIATIONS

- | | | |
|----|------|-----------------------------|
| 1. | OTD | Oil Terminal Dues |
| 2. | CPR | Compulsory Pilotage Royalty |
| 3. | VAT | Value Added Tax |
| 4. | TWA | Tropical West Africa |
| 5. | RORO | Roll On Roll Off |

6.	CBM	Cubic Meter
7.	GRT	Gross Registered Tonnage
8.	NRT	Net Registered Tonnage
9.	GT	Gross Tonnage
10.	DWT	Deadweight
11.	FDBT	Fuel in Double Bottom Tank
12.	RIMS	Revenue and Invoice Management System
13.	SEN	Ship Entry Notice
14.	e-SEN	Electronic Ship Entry Notice
15.	LOA	Length Over All
16.	B/L	Bill of Lading
17.	EPL	Environmental Protection Levy
18.	VEP	Vehicle Entry Permit
19.	TPR	Trailer Parking Receipt
20.	TS	Tally Sheet
21.	MOU	Memorandum of Understanding
22.	BOL	Bill of Laden
23.	MOWCA	Maritime Organization of West And Central Africa
24.	G/C	General Cargo
25.	OT	Open Top Container
26.	STS	Ship-To-Ship
27.	STR	Ship-To-Rig

EXPLANATORY NOTES

The Nigerian Ports Authority (Dues and Rates) Regulations 1956 made under the Ports Act, as amended by the various Nigerian Ports Authority (Dues and Rates) Regulation from 1957 to 2007 are hereby harmonized.

CARGO DUES: As charged in this Tariff shall cover: -

- (i) Stevedoring: Including Overtime, Extra Services (Labour^{*a}, Security and Tally Clerk), Delays weekend Charge,^{*b} Optional Services and Facility Charge^{*c} (for Containers)
- (ii) Harbour Dues
- (iii) Environmental Protection Levy

NOTE

- *a. Labour - Services provided and not related to tonnage shall be charged accordingly.
- *b. Delays - Operational delays due to ship arrangement, including non-provision of trucks shall be charged accordingly.
- *c. Facility Charge – A facility charge of ₦ 7.50 per tonne at Appropriated Area shall be charged.

VALUE ADDED TAX (VAT): Shall be charged as appropriate.

BERTH RENT/MOORING DUES: Shall be provisionally charged as soon as a vessel occupies a berth/ moor at non-Concessioned Area excluding SBM Operations:

CONTINGENCY DEPOSIT:

- (i) It shall be charged on the value of Cargo Dues and Berth Rent at non-Concessioned Area.
- (ii) It shall be charged on the value of Harbour Dues and Environmental Protection levy at Concessioned Area.

SHIP DUES: As charged in this Tariff, shall cover all services normally required by a vessel for her movement into and out of the Port including the use of Tug Boats.

ROYALTY CHARGES: These are applicable to operations at:

- (i) Leased/Appropriated Area
- (ii) Private Jetties
- (iii) Off-shore Oil Terminals

COASTAL CHARGES: Are applicable to vessels engaged in trade within Nigerian Territorial Waters exclusive of Service Boats. Goods previously landed in any Sea Port in Nigeria and subsequently re-exported to another Nigerian Port will rank as coastal traffic and attract coastal charges.

TROPICAL WEST AFRICA (T.W.A.) CHARGES: Applicable to vessels engaged in trade within West Coast of Africa lying between latitude 15°N and 15°S.

FOREIGN CHARGES: These charges relate to imports and exports other than Coastwise.

DAY: This shall mean a period of 24 hours or any part thereof. *A new day starts at 12.00 midnight.*

DOCUMENTS TO BE FURNISHED BY SHIPPING COMPANIES: For the purpose of payment and pre-arrival arrangements, the following documents shall be required.

- (i) **Manifest**

- (a) All vessels are to submit Manifest in 2 Hard Copies and a Soft Copy.
- (b) Container Vessels in addition to (a) above are to submit 2 copies of Container Arrival List (CAL).
- (ii) **Ship Entry Notice (SEN)**
- (iii) **Stowage Plan**
- (v) **Part Discharge Certificate (where necessary)**
- (vi) **Transfer and Acceptance of Ship Agency (Where necessary)**

TIME TO SUBMIT DOCUMENTS:

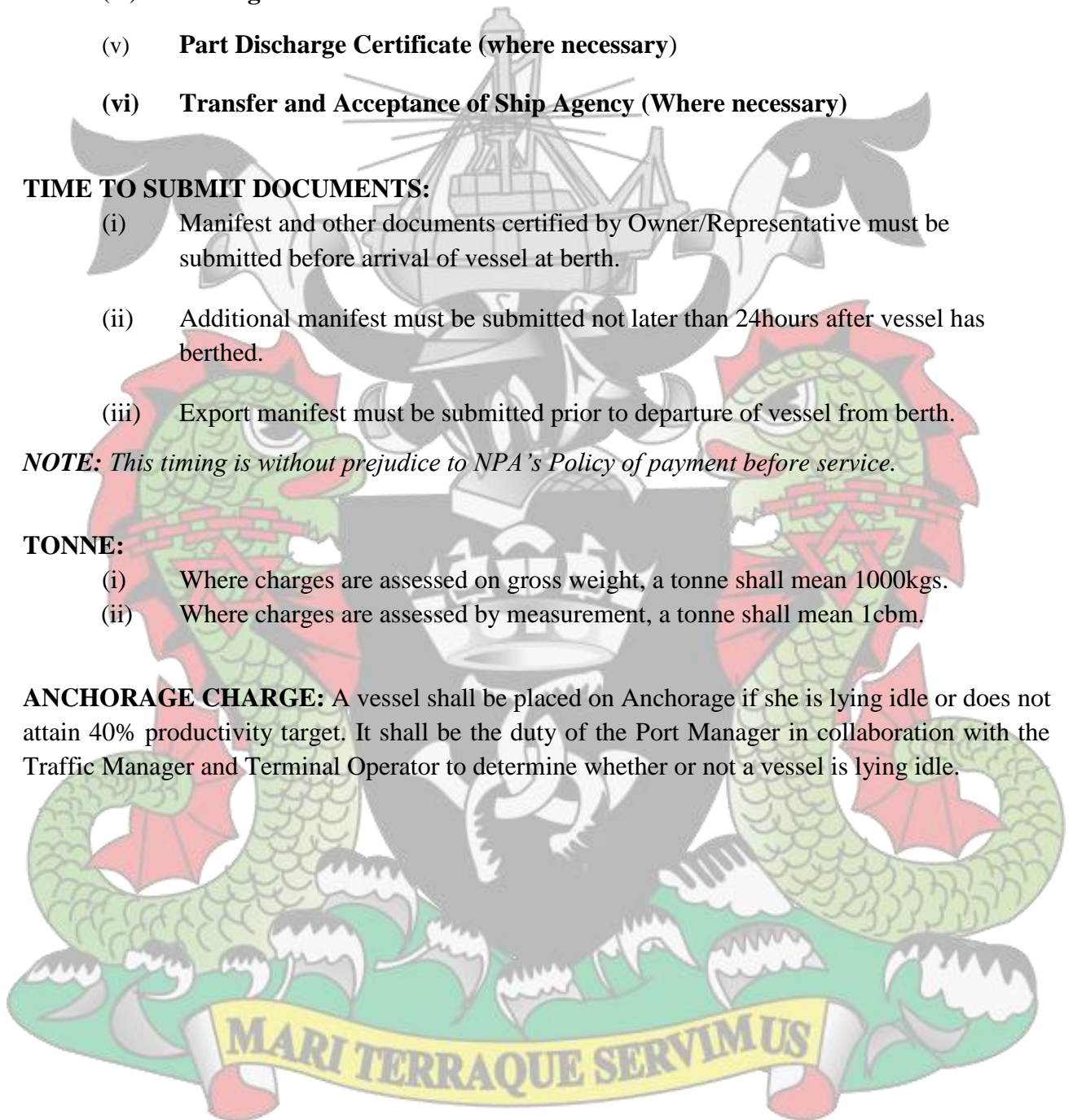
- (i) Manifest and other documents certified by Owner/Representative must be submitted before arrival of vessel at berth.
- (ii) Additional manifest must be submitted not later than 24hours after vessel has berthed.
- (iii) Export manifest must be submitted prior to departure of vessel from berth.

NOTE: This timing is without prejudice to NPA's Policy of payment before service.

TONNE:

- (i) Where charges are assessed on gross weight, a tonne shall mean 1000kgs.
- (ii) Where charges are assessed by measurement, a tonne shall mean 1cbm.

ANCHORAGE CHARGE: A vessel shall be placed on Anchorage if she is lying idle or does not attain 40% productivity target. It shall be the duty of the Port Manager in collaboration with the Traffic Manager and Terminal Operator to determine whether or not a vessel is lying idle.



GUIDELINES ON THE POST CONCESSION BILLING SYSTEM

Following the concessioning of the ports; the Cargo Dues component of both the Provisional and Final Bills has been split into:

- i. Stevedoring
- ii. Harbours Dues
- iii. Environmental Protection;

Under the new format, the Terminal Operations are expected to collect the Stevedoring component since they will handle the cargo; while NPA will collect Harbour Dues, Environmental Protection, Berth Rent and Ship Dues. The Stevedoring component shall apply at any Non-concession Area.

The various rates as would be applicable have accordingly been spelt out.

The following steps shall also be (strictly) followed in raising Provisional and Final Bills.

- i. Shipping Companies are expected to submit manifest within 48 hours, before the arrival of the vessel. Export manifest are to be submitted before the departure of the vessel.
- ii Shipping Companies will also submit Hard-copies of Ship's Manifest to COPI which will in turn send a copy of the Manifest to Commercial Services Department for the processing of Provisional Bills
- iii Provisional Bills should be raised immediately on receipt of Manifest to enable shipping Companies make payment before the arrival of vessel.
- iv Presentation of NPA Receipt as evidence of payment of Provisional Bills must be strictly enforced as condition for issuance of Vessel Berthing and Sailings Certificates.
- v Declared Tonnages/Ton must be properly reconciled at the weekly Voyage Reconciliation Meetings (VRM).
- vi All Ships' Provisional Bills must be finalized within 7 days after completion of discharge and receipt of relevant source documents from Harbors Department.

Note: *The commencement of computation of Provisional and Final Bill using the Oracle platform of the Revenue Invoicing Management System (RIMS) will alter the current processes elaborated above.*

RIMS Processes:

The Shipping Agents will be required to obtain e-SEN (Electronic Ship Entry Notice) using the e-SEN application www.sen.nigerianports.org. Electronic Ship Entry Notice application queries are handled at the Headquarters of the Western and Eastern Ports respectively.

Agent will log in to the Customer Portal of NPA with their login details/credentials to initiate the process below to upload to NPA the same Manifests submitted to the Nigerian Customs: (Access to the Customer Portal is through NPA's website portal www.nigerianports.org.)


1. Navigate to the module/platform by clicking "Manifest Upload" on the Homepage.
2. Enter your Customer ID and the e SEN Number for the Ship Entry. (Obtain your e-EN Number from the e-SEN Application)
3. Click on "Submit" to validate the provided information.
4. After Validation, you will be redirected to upload your Manifest.
5. Data from the e-SEN registration will be pre-populated.
6. Select the Port and the Jetty/Terminal of Operation
7. Select the Vessel Type
8. Choose the Registration File of the manifest from its location on the workstation
9. Choose the Manifest Header File of the manifest from its location on the workstation
10. Add the BOL files of the manifest from its location on the workstation
11. Click on "Start Upload" after adding all the BOL files
12. Enter the Rotation Number obtained from Customs that Manifest and Ship Entry
13. Select the Check Box I agree to the terms and conditions

14. Select the Check Box I confirm that my manifest entries are accurate as at the time of completing the form.

15. Click on “Submit” to send the Ship Entry and Manifests to the Commercial Department of NPA for review and generation of Provisional Bill.

16. If the provided detail does not meet the requirement, the errors would be highlighted and you will be notified to make the required corrections.

17. On Successful upload, you will be notified with the Manifest ID of your entry



SHIP DUES
FIND RATE AS APPLICABLE BELOW

TYPE OF VESSEL	RATE	UNIT OF MEASUREMENT	CONSTANT
Foreign	USD 1.28	GRT	1176
Tropical West Africa	USD 0.62	GRT	1176
Coastal	USD 0.44	GRT	1176
Shifting (All Vessels) for Lagos Pilotage District	USD 0.07	GRT	250
Shifting (All Vessels) for other Pilotage Districts and uncharted channels	USD 0.07	GRT	1176
Second Port Of Call On Same Voyage	USD 0.938	GRT	1176

• **Remark: Components of 1176 Constant:**

(i) Berthing, Mooring (in & out) - \$125 x 2 =	\$250
(ii) Towing (in & out) - \$462.8 x 2 =	\$925.60
Total	= \$1176

- **Note:** Shifting of vessels within Ports and same Pilotage District shall be charged as applicable above
- Shifting of vessels due to non-performance and other operational reason adduced shall be charged as applicable above
- Shifting charges are to be computed against the Agency/Stakeholder at whose instance the request was made: (NPA, Terminal Operator, Shipping Agent, any other requesting party)
- In Lagos Pilotage District, Shifting charges shall apply in addition to the rate of \$600 per tug movement

THIRD PARTY TOWAGE FOR LAGOS PILOTAGE DISTRICT (USD)

FIND RATE AS APPLICABLE BELOW

TYPE OF VESSEL	RATE	UNIT OF MEASUREMENT
1 – 200 LOA	USD 2000	Per Tug/Movement
200 LOA & Above	USD 2500	Per Tug/Movement

ABOVE TOWAGE WILL APPLY IN ADDITION TO THE SHIP DUES AND BERTHING/MOORING BELOW

TYPE OF VESSEL	RATE	UNIT OF MEASUREMENT	BERTHING/MOORING
Foreign	USD 1.28	GRT	250
Tropical West Africa	USD 0.62	GRT	250
Coastal	USD 0.44	GRT	250

- **Note:** In the time being, the Rates listed above shall apply only in Lagos Pilotage District
- Two tugs each be required for inward and outward towage respectively
- The uncharted channels in Lagos Pilotage District shall retain the former rates
- The other pilotage Districts operating without Third Party shall continue to charge/maintain the former rates as applicable for towage services
- Moves within the Lagos Pilotage District shall attract a flat rate of \$600 per Tug per Movement in addition to applicable Shifting charges
- Using Tugs to assist a ship to turn around shall attract a flat rate of \$600 per Tug per Assistance
- Hiring of NPA Pilot Cutter shall attract \$1500 per day.

- The Delay of Tug shall attract \$400 per hour and part thereof. This shall apply in addition to the Delay of Pilot at the same rate.
- Tugs attending to a ship in distress/without power/defective steering shall attract the rate \$2500 per Tug
- Where applicable in other Districts, Third Party Towage Companies are required to pay a Royalty of 20% per Tug/Movement
- Where applicable in other Districts, Licensing of Third Party Towage Service Provider shall attract \$20000, this shall be renewed annually at the rate of \$10000

ADDITIONAL PILOTAGE CHARGE

TYPE OF VESSEL	RATE (USD)	UNIT OF MEASUREMENT
VESSELS TO DRY DOCK	USD 125.00	PER VESSEL
VESSELS TO SHIP YARDS	USD 125.00	PER VESSEL

ANNUAL LIGHT DUES FIND RATE AS APPLICABLE BELOW

TYPE OF VESSEL	RATE (USD)	UNIT OF MEASUREMENT
Tropical West Africa (TWA)	USD 0.95	GRT
Coastal	USD 0.85	GRT

ANNUAL CONSERVANCY (USD) FIND RATE AS APPLICABLE BELOW

TYPE OF VESSEL	RATE (USD)	UNIT OF MEASUREMENT
Harbour Tugs, Lighters, Barges & Others From 50 GRT And Below On Domestic Trade	USD 216.00	GRT
Harbour Tugs, Lighters, Barges & Others Of Over 50 GRT Operating Domestic Trade	USD 1084.00	GRT

BERTH RENT (USD) FIND RATE AS APPLICABLE BELOW

To Be Provisionally Charged at the Rate of USD 2.00 x LOA x Number of Days

TYPE OF VESSEL	RATE (USD)	UNIT OF MEASUREMENT	NUMBER OF DAYS
Container and RORO Vessels	USD2.00	LOA	2
Combo Vessels	USD2.00	LOA	3
Liquid Bulk Cargo Vessels	USD2.00	LOA	4
Dry Bulk Cargo Vessels	USD2.00	LOA	8
General Cargo Vessels	USD2.00	LOA	10

- **Remark:** (Liquid Bulk Cargo Vessels) – Includes Oil Rig Vessels.

HARBOUR DUES (USD)

UNIT/TONNAGE x RATE (USD) FIND RATE AS APPLICABLE BELOW

Area	Cargo Type	Unit/Tonnage	Foreign		TWA/Coastal	
			Import	Export	Import	Export
Concession Area	General Cargo	Per Ton	2.5	1.7	2	1.2
	Liquid Bulk	Per Ton	1.89	1.66	1.46	1.46
	Dry Bulk	Per Ton	1.89	1.66	1.46	1.46
	Container 20FT Empty	Per Unit	-	-	-	-
	Container 20FT Laden	Per Unit	80	47	47	47
	Container 40FT Empty	Per Unit	-	-	-	-
	Container 40FT Laden	Per Unit	160	93	93	93
	Vehicle Up to 15 CBM	Per Unit	27.5	27.5	27.5	27.5
	Vehicle 16 to 25 CBM	Per Unit	45	45	45	45
	Vehicle above 25 CBM	Per Unit	187	187	187	187
	Vehicle Trailer/Mafi	Per Unit	300	300	300	300

*Note: that the above rates are all exclusive of Environmental Protection Levy
The applicable rate of \$0.1 per ton for Environmental Protection Levy shall be computed separately from the Harbour Dues*

Area	Cargo Type	Unit/Tonnage	Foreign		TWA/Coastal	
			Import	Export	Import	Export
Private Jetty	General Cargo	Per Ton	2.5	1.8	1.1	1.1
	Liquid Bulk	Per Ton	3.68	2.5	2.5	2.5
	Dry Bulk	Per Ton	2.5	1.8	1.1	1.1
	Container 20FT Empty	Per Unit	-	-	-	-
	Container 20FT Laden	Per Unit	82	82	82	82
	Container 40FT Empty	Per Unit	-	-	-	-
	Container 40FT Laden	Per Unit	162	162	162	162
	Vehicle Up to 15 CBM	Per Unit	30	30	30	30
	Vehicle 16 to 25 CBM	Per Unit	48	48	48	48
	Vehicle above 25 CBM	Per Unit	190	190	190	190
	Vehicle Trailer/Mafi	Per Unit	303	303	303	303

*Note: that the above rates are all exclusive of Environmental Protection Levy
The applicable rate of \$0.1 per ton for Environmental Protection Levy shall be computed separately from the Harbour Dues*

Area	Cargo Type	Unit/Tonnage	Foreign		TWA/Coastal	
			Import	Export	Import	Export
NPA Area	General Cargo	Per Ton	8.6	5.7	5.4	4.7
	Liquid Bulk	Per Ton	5.8	2.88	2.5	2.5
	Dry Bulk	Per Ton	5.9	4.26	3.56	3.56
	Container 20FT Empty	Per Unit	19	16	19	16
	Container 20FT Laden	Per Unit	187	120	187	120
	Container 40FT Empty	Per Unit	31	28	31	28
	Container 40FT Laden	Per Unit	296	200	143	143
	Vehicle Up to 15 CBM	Per Unit	44	38	36	36
	Vehicle 16 to 25 CBM	Per Unit	73	61	61	61
	Vehicle above 25 CBM	Per Unit	245	207	207	207
	Vehicle Trailer/Mafi	Per Unit	413	347	347	347

Note: that the above rates are all exclusive of Environmental Protection Levy
The applicable rate of \$0.1 per ton for Environmental Protection Levy shall be computed separately from the Harbour Dues

Area	Cargo Type	Unit/ Tonnage	Foreign		TWA/Coastal	
			Import	Export	Import	Export
Appropriated Area	General Cargo	Per Ton	4.7	4.0	4.0	4.0
	Liquid Bulk	Per Ton	5.8	2.88	2.5	2.5
	Dry Bulk	Per Ton	4.3	3.17	2.8	2.47
	Container 20FT Empty	Per Ton	8	8	8	8
	Container 20FT Laden	Per Unit	107	82	107	63
	Container 40FT Empty	Per Ton	12	12	12	12
	Container 40FT Laden	Per Unit	202	152	202	115
	Vehicle Up to 15 CBM	Per Unit	36	29.3	36	29.3
	Vehicle 16 to 25 CBM	Per Unit	57	46.3	57	46.3
	Vehicle above 25 CBM	Per Unit	206	167.4	206	167.4
	Vehicle Trailer/Mafi	Per Unit	338	274.6	336	274.6

Note: that the above rates are all exclusive of Environmental Protection Levy
The applicable rate of \$0.1 per ton for Environmental Protection Levy shall be computed separately from the Harbour Dues

MARI TERRAQUE SERVIMUS

Area	Cargo Type	Unit/ Tonnage	Foreign		TWA/Coastal	
			Import	Export	Import	Export
Midstream Discharge	General Cargo	Per Ton	3.71	3.71	3.71	3.71
	Container 20FT Empty	Per Ton	4	4	4	4
	Container 20FT Laden	Per Unit	13	13	13	13
	Container 40FT Empty	Per Ton	7	7	7	7
	Container 40FT Laden	Per Unit	19	19	19	19
	Vehicle Up to 15 CBM	Per Unit	2.83	2.29	2.83	2.89
	Vehicle 16 to 25 CBM	Per Unit	5	4.1	5	4
	Vehicle above 25 CBM	Per Unit	8	7	8	7
	Vehicle Trailer/Mafi	Per Unit	18	15	18	15

Note: Midstream Discharge can only be carried out on the approval of the Honourable Minister of Transportation

• **Component of \$3.71 for Midstream Discharge**

Harbour: 2.50

Cargo: Dues: 1.21

Note: that the above rates are all exclusive of Environmental Protection Levy

The applicable rate of \$0.1 per ton for Environmental Protection Levy shall be computed separately from the Harbour Dues

Remark: Where charges are assessed on Gross Weight, a tonne shall mean 1000kgs.

Where charges are assessed by Measurement, a tonne shall mean 1CBM

For the computation of Bills, the Authority shall adopt the Gross weight/kg or Measurement weight/CBM, whichever is higher.

**ENVIRONMENTAL PROTECTION LEVY (EPL) USD
UNIT/TONNAGE X RATE
FIND RATE BELOW AS APPLICABLE**

Cargo Type	Unit/ Tonnage	Rates
General Cargo	Per Ton	USD 0.10
Liquid Bulk	Per Ton	USD 0.10
Dry Bulk	Per Ton	USD 0.10
Container 20FT Empty	Per Unit	USD 3.63
Container 20FT Laden	Per Unit	USD 3.63
Container 40FT Empty	Per Unit	USD 7.68
Container 40FT Laden	Per Unit	USD 7.68
Vehicle Up to 15 CBM	Per Unit	USD 2.25
Vehicle 16 to 25 CBM	Per Unit	USD 2.25
Vehicle above 25 CBM	Per Unit	USD 2.25
Vehicle Trailer/Mafi	Per Unit	USD 2.25

**MARITIME ORGANIZATION OF WEST AND CENTRAL AFRICA
(MOWCA) - USD
UNIT/TONNAGE X RATE
FIND RATE BELOW AS APPLICABLE**

Cargo Type	Unit/ Tonnage	Rates
General Cargo	Per Ton	USD 0.10
Liquid Bulk	Per Ton	-
Dry Bulk	Per Ton	USD 0.10
Container 20FT Empty	Per Unit	-
Container 20FT Laden	Per Unit	USD 2.00
Container 40FT Empty	Per Unit	-
Container 40FT Laden	Per Unit	USD 4.00
Vehicle Up to 15 CBM	Per Unit	USD 1.00
Vehicle 16 to 25 CBM	Per Unit	USD 2.00
Vehicle above 25 CBM	Per Unit	USD 3.00
Vehicle Trailer/Mafi	Per Unit	USD 3.00

- Note: The Authority generates MOWCA for the member countries; it does not retain the revenue. MOWCA levy does not constitute revenue for the Authority*

**WHARFAGE (NGN)
UNIT/TONNAGE X RATE
FIND RATE BELOW AS APPLICABLE**

TYPE OF CARGO	RATE	UNIT OF MEASUREMENT
Liquid Bulk	₦13.00	Per Ton
Dry Bulk	₦13.00	Per Ton

- Note: Wharfage is collected on Cargo Passing through or over the Berth or Wharf of the Authority (Common User Areas).*

**FACILITY CHARGE (NGN)
UNIT/TONNAGE X RATE
FIND RATE BELOW AS APPLICABLE**

TYPE OF CARGO	RATE	UNIT OF MEASUREMENT
Liquid Bulk Cargo	₦7.50	Per Ton
Dry Bulk	₦7.50	Per Ton
General Cargo	₦7.50	Per Ton

- Note: Facility Charge is Charged On Cargo In All Appropriated Areas /NPA Owned Jetties Only*

**PORT PIER (NGN)
UNIT/TONNAGE X RATE
FIND RATE BELOW AS APPLICABLE**

TYPE OF CARGO	RATE		UNIT OF MEASUREMENT
	IMPORT	EXPORT	
Liquid Bulk Cargo	₦22.00	₦14.00	Per Ton
Dry Bulk	₦22.00	₦14.00	Per Ton
General Cargo	₦22.00	₦14.00	Per Ton

- *Note: Port Pier Is Charged On Cargo At Private Jetties*

CONTINGENCY DEPOSIT (USD)

- 2% of Harbour Dues + Environment Protection Levy – (At Concession Terminal)
- 5% of Harbour Dues + Environment Protection Levy – (At Private Jetty)
- 5% of Cargo Dues + Berth Rent (for Container, RORO and Combo at NPA)
- 10% Cargo Dues + Berth Rent (for General Cargo at NPA Area)
- 10% Cargo Dues only (for General Cargo and Dry Bulk at Sapele Port)
- 2% of Harbour Dues + EPL + Berth Rent (for Appropriated Areas)
- 2% of Harbour Dues + EPL (for Midstream)

5% VAT

Value Added Tax shall apply on the total of all the Import revenue line/item. However, Vat is not applicable to Export

**NIGERIAN LIQUIFIED NATURAL GAS (NLNG) OPERATION (USD/NGN)
FIND RATE BELOW AS APPLICABLE**

TYPE OF CARGO	TYPES OF DUES	RATE (USD)	UNIT OF MEASUREMENT
NLNG	Harbour Dues	USD 3.68	Per Ton
NLNG	Ship Dues	USD 1.19	Per Ton
NLNG	Environmental Protection Levy	USD 0.10	Per Ton
NLNG	Port Pier	NGN 14.00	Per Ton

- *Note: The rate of \$1.19 is a discounted rate from \$1.28, where the rate of \$0.03 and \$0.065 for Refuse and Bilge collection for respectively for Waste Management are not computed along with the Ship Dues.*
- *The rate may cease to apply if there is corroborated evidence the Authority's waste Management Agent is collecting waste from the vessel.*

**OIL TERMINAL DUES AND COMPULSORY PILOTAGE ROYLTY (OTD & CPR)
FIND RATE BELOW AS APPLICABLE**

OIL TERMINAL DUES		
TYPE OF VESSEL	UNIT OF MEASUREMENT	RATES (\$)
All Types	Per Barrel	USD 0.034

- *Note: Oil Terminal Dues (OTD) is Collected At Offshore Oil Terminals across all the Pilotage District in the Ports*

COMPULSORY PILOTAGE ROYALTY		
TYPE OF VESSEL	UNIT OF MEASUREMENT	RATES (\$)
0 - 100,000 Dead Weight	Summer Dead Weight	USD 6,800
100,000 – 200,000 Dead Weight	Summer Dead Weight	USD 10,200
200,000 & Above Dead Weight	Summer Dead Weight	USD 13,600

- *Note: Compulsory Pilotage Royalty (CPR) Is Charged/Collected On Offshore Tanker Vessels at the Oil Terminals across all The Pilotage District in the Ports*

**GENERAL (MISCELLANEOUS) CHARGES
USD & NGN**

**TOWAGE/SALVAGE SERVICES
FIND RATE BELOW AS APPLICABLE BELOW**

SERVICE DESCRIPTION	RATE (USD)	UNIT OF MEASUREMENT
Attending to other moves within the Port	USD 600.00	Per Tug/Move
Assisting anchored ship to turn around	USD 600.00	Per Tug/Move
Towage of ship outside the bar to berth	USD 600.00	Per Tug/Move
For hourly delay of Tug by ship	USD 400.00	Per Tug/Hour
Delay of Pilot	USD 400.00	Per Tug/Hour

FIRE EQUIPMENT/SERVICES
FIND RATE BELOW AS APPLICABLE BELOW

SERVICE DESCRIPTION	RATE (USD)	UNIT OF MEASUREMENT	REMARK
Hire of Fire appliances for attendance within the Port	USD 130	Per attendance	With Foam USD 195
Fire appliances (Standing by)	USD 65	Per attendance/Per shift	-
Hire of Pumps per attendance within the Port	USD 130	Per attendance	With Foam USD 195
Hire of Pump (Standing by)	USD 26		-
Fire Services on Sunday/Public holidays within the Port	Cost/Rate + 50%	Per attendance	-
Fire coverage on containers per day within the Port	NGN100/unit subject to a maximum of 20% of rent	Port per attendance	-
Fire protection on vehicles at park	NGN250 per vehicle for all categories of vehicles	Per vehicles	-
Fire coverage on General Cargo per day within the port	NGN500 B/L subject to a maximum of 20% of rent	Per Bill of Laden	

NOTE: Except where indicated above, all other attendances are subject to a maximum of Eight (8) hour shift.

HIRE OF AMBILANCE
FIND RATE BELOW AS APPLICABLE

DESCRIPTION	RATE (USD)	UNIT OF MEASUREMENT
Hire of Ambulance	USD 500	Per Trip

- *Note: Charged In Naira At The Prevailing Exchange Rate*

ESCORT OF DANGEROUS/HARZARDOUS CARGO
FIND RATE BELOW AS APPLICABLE

SERVICE DESCRIPTION	RATE (USD)	UNIT OF MEASUREMENT	REMARK
Port operation	USD 130	Per Agent	Escort shall be within Port city limit
At Night	USD 195	Per Agent	
Fire Compliance Certificate	USD 30,000	Per Port Operator	

**AUCTION
FIND RATE BELOW AS APPLICABLE**

DESCRIPTION	RATE (NGN)	UNIT OF MEASUREMENT
Documentation	NGN 2500	Per Lot
Handling Charge	NGN 5200	Per Vehicle
Handling Charge On General Cargo	NGN 1750	Per Lot
Handling Charge On Containers	NGN 12500 NGN 15500	Per 20FT Container Per 40FT Container

**FRESH WATER (USD)
FIND RATE BELOW AS APPLICABLE**

DESCRIPTION	RATE (USD)	UNIT OF MEASUREMENT
By NPA at Berth	USD 5	Per ton
At Midstream	USD 10	Per ton
Untreated water by NPA at Berth	USD 3	Per ton
Untreated water by NPA at Midstream	USD 8	Per ton

**BUNKERING (USD/NGN)
FIND RATE BELOW AS APPLICABLE**

TYPE OF VESSEL	RATE (NGN)	UNIT OF MEASUREMENT
TWA/COASTAL	NGN 13.00	Per ton
Foreign	USD 2.1	Per ton

**WEIGHING CHARGES (NGN)
FIND RATE BELOW AS APPLICABLE**

DESCRIPTION	RATE (NGN)	UNIT OF MEASUREMENT
Export using NPA Scale	NGN 33	Per Ton
Without NPA Scale	NGN 23	Per Ton
Import on Special Request	NGN 9	Per Ton
Import/Export through Weigh Bridge	NGN 46	Per Ton

**VEHICLE ENTRY PERMIT (VEP)
FIND RATE BELOW AS APPLICABLE**

TYPE OF VEHICLE	RATE (NGN)	UNIT OF MEASUREMENT
Vehicles Doing Business in the Port	NGN 225	Per Vehicle

**OTHER GENERAL (MISCALLENEOUS) CHARGES (USD/NGN)
FIND RATE BELOW AS APPLICABLE**

SERVICE DESCRIPTION	RATE (NGN &USD)	UNIT OF MEASUREMENT
Registration of Shipping Company	NGN200,000	Per Agent
Registration of Service Boat Operator	NGN 100,000	Per Agent
Registration of Chandlers	NGN 50,000	Per Chandler
Registration of Custom Licensed Agent	NGN 25,000	Per Agent
Renewal of Registration for Shipping Coy	NGN100,000	Per Company
Renewal for Service Boat	NGN100,000	Per Agent
Renewal of Chandlers	NGN 30,000	Per Chandler
Renewal of Custom Licensed Agent	NGN 5,000	Per Agent
Clamping Of Vehicle	NGN25,000	Per Vehicle
Car Sticker	NGN10,000	Per Vehicle
Loss Of ID Card	NGN500	Per head/Personnel
Towing Of Vehicle	NGN25,000	Per Vehicle
Overnight Trailer Parking	NGN500	Daily
Illegal/Unauthorized Entry by Master of Vessels/Agent (1 st Involvement)	USD3,000	Per Vessel/Pilotage District
Illegal/Unauthorized Entry by Master of Vessels/Agent (2 nd Involvement)	USD 100% surcharge	Per Vessel/Pilotage District
Documentation Fee	NGN 700	Per Document/invoice
Clamping of Motorcycle & Tricycle	NGN 10,000	Per Motorcycle/Tricycle
Bunkering License	NGN200,000	Per Agent/Company
Renewal of Bunkering License	NGN100,000	
Electricity/Water Bill for local operators	(NGN) As may be determined by Engineering Department at the location	
Supply by Ship Chandlers	NGN 13.00	Per supply ton

- **Note: Each Registration and annual Renewal of Licenses for Shipping Companies Service Boat Operators, Chandlers and Customs Agents is valid across all the port location.**
- **Bunkering License and other Permits/Licenses are renewable annually**
- **Pilotage Exemption Certificate are also renewable annually but are valid per vessel per pilotage district.**

MARI TERRAQUE SERVIMUS

**DUES APPLICABLE TO LOCAL TRAWLERS (USD/NGN)
FIND RATE BELOW AS APPLICABLE**

DESCRIPTION	RATE (USD & NGN)	UNIT OF MEASUREMENT
Cargo Dues	USD 1.6 x Exchange Rate	Per ton
Wharfage	NGN 13	Per ton
Facility charge	NGN 7.50	Per ton
Port Pier	NGN 22	Per ton
Documentation	NGN 700	Per Doc/Invoice
Annual Ship Dues	USD 0.93 x Exchange Rate	GRT
Pilotage Exemption Certificate (PEC) for the Master		
Issuance of Pilotage Exemption Certificate (PEC)	NGN 40,000	Per Vessel/Pilot/District
Annual Renewal of Pilotage Exemption Certificate (PEC)	NGN 40,000	Per Vessel/Pilot/District

**DUES FOR PASSENGER/FERRY BOAT OPERATIONS (USD/NGN)
FIND RATE BELOW AS APPLICABLE**

CHARGES	RATE (USD)	UNIT OF MEASUREMENT
Passenger Dues (In)	USD 6.54 X Exchange Rate	Per Ton
Passenger Dues (Out)	USD 6.54 X Exchange Rate	Per Ton
Light Dues	USD 0.95	Per GRT
Conservancy (In & Out)	USD 0.138	Per GRT
Refuse/Garbage Collection	USD 0.030	Per GRT
Bilge Collection	USD 0.065	Per GRT
Administrative	USD 0.002	Per GRT

Note: Currently Messrs. Shoreline Logistics Limited collects the Cargo Dues of this operation on behalf of the Authority; the accrued revenue is shared between both parties.



**PENALTY
FIND RATE BELOW AS APPLICABLE**

PENALTY	RATE (USD)	UNIT OF MEASUREMENT
Amendment of Manifest Container/Roro/General Cargo	USD 50	Per B/L
Additional Manifest	USD 200	Per B/L
Additional Manifest for Homogenous Cargo	USD 5,000	Per Vessel/Voyage
Late Submission of Manifest (Import & Export)	USD 5,000	Per Vessel/Voyage
Under Declaration of Tonnages	100%	Of the Actual tonnage
Anchorage Dues	USD 0.50	Per GRT/Day
Cancellation of Voyage	USD 500 or 1 % of the total bill (whichever is higher)	Per Vessel/Voyage

- *Note: Penalty on additional manifest is chargeable on manifest submitted 24hours after the vessel has berthed.*
- *Penalty on Late Submission of manifest shall apply if import manifest is submitted less than 48 hours before arrival of vessel*
- *Export manifest should be submitted 48 hours after departure of vessel*
- *Anchorage shall apply on a vessel lying idle at the rate of \$0.50/GRT/Day in addition to other Ship Dues. It shall be the duty of the Port Manager in collaboration with the Terminal Operator to determine whether or not a vessel is lying idle or does not attain 40% productivity target*
- *Late submission of manifest (import) applies to only to cargoes loaded from port of origin of vessel. Cargoes loaded along the vessel route on the West Coast of Africa are excluded.*

**POLLUTION
FIND RATE BELOW AS APPLICABLE**

PENALTY	RATE (USD)	UNIT OF MEASUREMENT
Failure to report discharge of oil/mixture	USD 2,000	-
Minor pollution	USD 15,000	Covering an area up to 50m ²
Major pollution	USD 50,000	Covering an area more than 50m ²
Dumping of refuse into surrounding water	USD 14,000	-
Wrong supply of information	100%	The expected value

TARIFF FOR COMPULSORY PILOTAGE RATES

(CHARGES NOTICE 001/004, 2014) ON:

- **SERVICE BOATS MOVEMENT**
- **RIGS**
- **TUGS**
- **WORK BARGES (ALL OF 10 GRT AND ABOVE)**

DISTRICT A – CALABAR ZONE	RATES (\$)
Calabar port to QIT/Eket Terminal or Vice Versa	1.00
Offshore to QIT/Eket Terminal or Vice Versa	0.62
Calabar Fairway to Calabar Port	0.916
Offshore to Ikot Abasi or Vice Versa	0.62

DISTRICT B – PORT HARCOURT	RATES (\$)
Port Harcourt to Aber Base or Vice Versa	0.304
Port Harcourt to Pelfaco/Modant/Nissco Jetty and Choba or Vice Versa	0.304
Port Harcourt to Amadi Jetty or Vice versa	0.20
Port Harcourt to Onne	0.304
Onne to Soku or Vice Versa	0.344
Onne to Magcobar Jetty or Vice Versa	0.22
Onne to Aker Base or Vice Versa	0.42
Offshore to Brass Terminal or Vice Versa	0.57
Bonny Fairway to Onne Town	0.40
Bonny to Port Harcourt	0.48
Port Harcourt to Okrika	0.30
Bonny to Okrika	0.46
Bonny to Onne	0.42
Bonny to Dawes Island	0.36
Dawes Island to Okirka	0.20
Dawes Island to Port Harcourt	0.304
Bonny to Abonema	0.83
Onne to Amadi Jetty or Vice Versa	0.344
Offshore to Yenagoa or Vice Versa	0.57

DISTRICT C – WARRI ZONE	RATES (\$)
Escravos Terminal to FWB – Escravos or Vice Versa	0.61
Forcados Terminal to FWB – Forcados or Vice Versa	0.66
Forcados Terminal to Escravos Terminal or Vice Versa	0.66
Warri Port NBTC Jetty or Vice Versa	0.33
Warri Port to EPTM or Vice Versa	0.33
Warri Port to Tidex Jetty or Vice Versa	0.33
Warri Port to ELF Jetty or Vice Versa	0.33
Warri Port to Agip Jetty or Vice Versa	0.33
Warri Port to Baroid Jetty or Vice Versa	0.33
Warri Port to Sheli Ogunu or Vice Versa	0.33
Warri Port to Bouygues Jetty or Vice Versa	0.33
Warri Port to Texaco or Vice Versa	0.33
Warri Port to Chervon or Vice Versa	0.33
Warri Port to DBN Jetty or Vice Versa	0.33
Escravos Fairway to Warri	0.97
Escravos Fairway to Sapele	0.90
Escarvos Fairway to Koko	0.97
Escarvos Fairway to Burutu	0.71

DISTRICT D – LAGOS ZONE	RATES (\$)
Lagos Fairway to Lagos Port Complex	0.34
Lagos Fairway to Tincan Island and Beyond	0.42
Additional charges to the above for Pilotage to Dry Docks and other Ship Repair Yards	160.89 per Voyage
Garbage Scavenging	160.89 per Voyage
Optional Services – Saturdays/Sundays/Public Holidays	579.20 per Vessel (In/Out)
Overtime – Late Movement (1600 Hrs to 0730 Hrs)	675.73 (per Movement)
Conservancy Dues	5.08 per Total Chargeable Tonnage
Light Dues	2.81 per GRT
Footage Dues	17.68% of Pilotage Charges only

Note: Light Dues: 100% for the first 12 calls thereafter 50% rate shall apply for subsequent calls within a calendar year.

Conservancy Dues: (\$2.874 per GRT) either in or out as stated in the compulsory pilotage rate is interpreted as: \$2.874 x (GRT + FDBT + CARGO) where;

GRT = Gross Registered Tonnage

FDBT = Fuel in the Double Bottom Tank of the Vessel/Boat

CARGO = Cargo carried on unregistered space of the Boats/Vessels

SHIP-TO-SHIP/SHIP-TO-RIG (STS/STR) OPERATIONS

CHARGES	RATE	UNIT OF MEASUREMENT
(i) Ship Dues: 0.633 X GRT + 925.60 (As tabulated below)		
Mooring	USD 0.198	GRT
Light Dues	USD 0.34	GRT
Refuse Collection	USD 0.03	GRT
Bilge Collection	USD 0.065	GRT
Total	USD 0.633	GRT
Towage	USD 925.60	In & Out (462.80 X 2)
(ii) Cargo Dues (As tabulated below)		
Midstream Discharge	USD 1.21	Per ton (As approved by HMOT)
EPL	USD 0.10	Per ton
Facility Charge	NGN 7.50	Per ton

- *Note: The above Rates shall be paid by the "Mother Vessel"*
- *If the "Mother Vessel" decides to call/enter the Ports with the ROB (Remain-On-Board) after discharge to Off-take vessels, the Hard Quay Rates on Cargo shall be applicable. She shall also pay \$0.647 X GRT + 1176 for Ship Dues*
- *In the computation of ship Dues, the Off-take (Daughter) Vessel shall be invoiced as foreign operation, unless there are available documents to corroborate a known port of loading within the coast/region or clearance from the Port Harbour Master through appropriate channel*



DELIVERY CHARGES AT NON CONCESSION/NPA AREAS (KOKO, SAPELE, BRUTU, etc.)

FIND RATES BELOW AS APPLICABLE

GENERAL CARGO

TYPE OF CHARGES (GENERAL CARGO)	RATE		UNIT OF MEASUREMENT
	Direct (NGN)	Indirect (NGN)	
Handling Charges	89	NGN 168	Per Ton
Documentation/Custom Examination	1400	1400	Per Doc/Examination
VEP/Tally Sheet/TPR	225	225	Per Truck

DRY AND LIQUID BULK CARGO

TYPE OF CHARGES (DRY AND LIQUID BULK CARGO)	RATE		UNIT OF MEASUREMENT
	Direct (NGN)	Indirect (NGN)	
Handling Charges	49	168	Per Ton
Documentation/Custom Examination	1400	1400	Per Doc/Examination
VEP/Tally Sheet/TPR	225	225	Per Truck

DRY AND LIQUID BULK CARGO BY SUCTION

TYPE OF CHARGES (DRY AND LIQUID BULK CARGO BY SUCTION)	RATE	UNIT OF MEASUREMENT
	DIRECT (NGN)	
Handling Charges	20	Per Ton
Documentation/Custom Examination	1400	Per Doc/Examination

VEHICLE

TYPE OF CHARGES (VEHICLE)	RATE		UNIT OF MEASUREMENT
	Direct (NGN)	Indirect (NGN)	
UP to 15CBM	2497	2583	Per Unit
16 to 25 CBM	2775	2907	Per Unit
Above 25 CBM	3539	3971	Per Unit
Trailer/Mafi	4157	5180	Per Unit

Note: All loaded vehicles will have 20% surcharge on their delivery charge

PALLETIZED/UNITIZED CARGO

TYPE OF CHARGES (PALLETIZED/UNITIZED CARGO)	RATE		UNIT OF MEASUREMENT
	Direct (NGN)	Indirect (NGN)	
Up to 2 Tons	71 X T + 1628	91 X T+ 1628	Per Unit
2 to 4 Tons	108 X T+ 1628	157 X T+ 1628	Per Unit
4 to 6 Tons	157 X T+ 1628	229 X T+ 1628	Per Unit
6 to 10 Tons	253 X T+ 1628	357 X T+ 1628	Per Unit
10 to 15 Tons	360 X T+ 1628	516 X T+ 1628	Per Unit
Above 15 Tons	773 X T+ 1628	1003 X T+ 1628	Per Unit

CONTAINERS

TYPE OF CHARGES	RATE	UNIT OF MEASUREMENT
CONTAINERS		
Normal Container 20FT	5014.50	Per Unit
Normal Container 40FT	6267.50	Per Unit
Flat Container 20FT	5186	Per Unit
Flat Container 40FT	6707	Per Unit
Open Top Container (OT) 20FT	7073	Per Unit
Open Top container (OT) 40FT	9531	Per Unit
Reefer Container 20FT	Normal rate + 1750	Per Unit
Reefer Container 40FT	Normal rate +2625	Per Unit
Container Delivery (Weekends) 20FT	Rate +294	Per Unit
Container Delivery (Weekends) 40FT	Rate +378	Per Unit
If Container 20FT is unstuffed	Rate +714	Per Unit
If Container 40FT is unstuffed	Rate + 903	Per Unit
Container Direct Delivery 20 FT	Rate +168	Per Unit
Container Direct Delivery 40FT	Rate +210	Per Unit
CONTAINER EXPORT		
Handling Charges (20Ft Laden)	3686.72	Per Unit
Handling Charges (20Ft Empty)	1264.20	Per Unit
Handling Charges (40Ft Laden)	5566.60	Per Unit
Handling Charges (40Ft Empty)	1896.30	Per Unit
Documentation Fee	700	Per B/L

Note: The above charges shall in addition attract 5% VAT, except for Container Export

GROUPAGE

TYPE OF CHARGES (GROUPAGE)	RATE		UNIT OF MEASUREMENT
	Direct (NGN)	Indirect (NGN)	
Container 20FT	6769	8127	Per Unit
Container 40FT	11648	13580	Per Unit
Normal Groupage 20FT	7679		Per Unit
Normal Groupage 40FT	12446		Per Unit

RENT ON GENERAL CARGO

TYPE OF CHARGES (RENT ON GENERAL CARGO)	RATE		UNIT OF MEASUREMENT
	Import (NGN)	Export (NGN)	
Free rent period of 3 days after completion of discharge			
Shed/Warehouse Cargo	6	4	Per Ton/Day
Stacking Area Cargo	3	2	Per Ton/Day

RENT ON VEHICLE

TYPE OF CHARGES (RENT ON VEHICLE)	RATE			UNIT OF MEASUREMENT
	Import (NGN)		Export (NGN)	
	1 st Period	2 nd Period &		
Vehicle UP to 15CBM	150	900	150	Per Unit/Day
Vehicle 16 to 25 CBM	188	1125	188	Per Unit/Day
Vehicle Above 25 CBM	375	1800	375	Per Unit/Day
Trailer/Mafi	625	3000	625	Per Unit/Day

RENT ON CONTAINER

TYPE OF CHARGES (RENT ON CONTAINER)	RATE		UNIT OF MEASUREMENT
	Import (NGN)	Export (NGN)	
Free rent period of 3 days after completion of discharge			
Container: 20FT Laden	375	375	Per Unit/Day
Container: 20FT Empty	24	24	Per Unit/Day
Container: 40FT Laden	750	750	Per Unit/Day
Container: 40FT Empty	48	48	Per Unit/Day
Container: Open Top 20FT Laden	750	-	Per Unit/Day
Container: Open Top 40FT Laden	1550	-	Per Unit/Day
Container: Flat 20FT Laden	936.5	-	Per Unit/Day
Container: Flat 40FT Laden	1606	-	Per Unit/Day

RENT ON PALLETIZED/UNITIZED CARGO

TYPE OF CHARGES (RENT ON PALLETIZED/UNITIZED CARGO) Free rent period of 3 days after completion of discharge	RATE		UNIT OF MEASUREMENT
	Import (NGN)	Export (NGN)	
Up to 2 Tons	10	6	Per Ton/Day
2 to 4 Tons	20	12	Per Ton/Day
4 to 6 Tons	30	18	Per Ton/Day
6 to 10 Tons	40	24	Per Ton/Day
10 to 15 Tons	79	48	Per Ton/Day
Above 15 Tons	124	75	Per Ton/Day

- *Note: If a Consignee/Agent wants to take delivery of cargo in a way other than the way it landed, the arrangement/cost should be borne by the Consignee/Agent cost + 40%.*
- *Official request for direct delivery of cargo should be received at least 48 hours before the arrival of the vessel and supported by all relevant documents.*

RAIL CHARGES

TYPE OF CHARGES (HAULAGE)	RATE (NGN)	UNIT OF MEASUREMENT
Other Goods on :4 Wheel Wagon	108	Per Ton
✓ :8 Wheel Wagon	180	Per Ton
Coal :4 Wheel Wagon	36	Per Ton
✓ :8 Wheel Wagon	54	Per Ton
Traffic to/from Quays by rail	11	Per Ton
Haulage other than by rail within the Port	17.5	Per Ton
Haulage other than by rail outside Port premises	14	Per Ton
Siding charges, Shunting of Empty/Loaded Wagon	74	Per Ton
Stabling charge Less than 10 Ton 1 st 24 hours	202	Per Ton
Stabling charge Over 10 Ton 1 st 24 hours	303	Per Ton
Stabling charge Less than 10 Tons, 2 nd & subsequent period of 24 hours or part	348	Per Ton
Stabling charge Over 10 Tons, 2 nd subsequent period of 24 hours or part	431	Per Ton

MARI TERRAQUE SERVIMUS

OTHER SERVICES/SHIFTING:

TYPE OF SERVICES (Dock Labour utilized for services not assessed on the basis of tonnage but on request)	RATE		UNIT OF MEASUREMENT
	NGN	USD	
Discrepancy, Sweeping, e.t.c. (On-Board)	-	2.3	Per man/Hour
Discrepancy, Sweeping, e.t.c. (Ashore)	278	-	Per man/Hour
Landing & reloading cargo at ship request: 20FT	-	106	Per Unit
Landing & reloading cargo at ship request: 40FT	-	212	Per Unit
Landing & reloading cargo at ship request: G/Cargo	-	7	Per Ton
Shifting of Cargo On-Board: 20FT	-	40	Per Unit
Shifting of Cargo On-Board: 40FT	-	60	Per Unit
Overtime On-Board	-	3.45	Per Man-hour
Overtime Ashore		3.45	Per Man-hour

Note: Dry Bulk vessels are entitled to trimming towards the end of their operations. Any other request for services shall be charged accordingly

ROYALTY CHARGES

SERVICE DESCRIPTION	RATE (NGN/USD)	UNIT OF MEASUREMENT
Compressor	NGN104	Per Day
Shore based grain elevator	NGN1364	Per Day
Lorry	NGN55	Per Movement
Forklift On-Board	USD10	Per Hour
Forklift Ashore	NGN72	Per Hour
Port Pier Import	NGN22	Per Tonne
Port Pier Export	NGN14	Per Tonne
Wharfage	NGN13	Per Tonne



PLANT AND EQUIPMENT HIRE RATE PER HOUR OR PART THEREOF		
(MINIMUM OF 4 HOURS)		
(RATE USD & NGN)		
Hire of Forklift Under 5 ton	NGN805	Per hour or part thereof
Hire of Forklift Under 5 ton On-Board	USD10	
Hire of Forklift 5 ton to 10 ton	NGN1575	Per hour or part thereof
Hire of Forklift 5 ton to 10 ton On-Board	USD15	
Portal Crane Up to :10 tons	NGN1680	Per hour or part thereof
:10 to 15 tons	NGN3029	
:Over 15 tons	NGN3938	
Mobile Crane Up to:5 tons	NGN2625	Per hour or part thereof
:5 to 10 tons	NGN3938	
: 11 to 15	NGN6300	
:Over 15 tons	NGN7875	
Fork Lifter: 10 to 15 tons	NGN3938	Per hour or part thereof
:16 to 20 tons	NGN7875	
: 21 to 25	NGN10500	
Tower Crane: 5 to 10 tons	NGN3938	Per hour or part thereof
Tractor:	NGN1313	Per hour or part thereof
Mafi/Trailer	NGN525	Per hour or part thereof
Floating Crane: Below 100 tons	USD500	Per hour or part thereof
: 101 to 200 tons	USD750	
: Above 200 tons	USD1000	
HIRE OF CRAFT: Major vessels	NGN546,000	Per Day
: Ocean Tug	NGN336000	Per Day
: Push Tug	NGN52500	Per hour or part thereof
: Launches	NGN45500	Per hour or part thereof

IN ADDITION WHERE UNDER THE POWERS CONTAINED IN SECTION 95 PART XII OF THE PORTS ACT CAP 361 (1990), THE NIGERIAN PORTS AUTHORITY PROVIDES SERVICES NOT SPECIFICALLY ENUMERATED IN THIS SCHEDULE, THEY MAY LEVY REASONABLE RATES IN RESPECT OF TH

MARI TERRAQUE SERVIMUS