

# TARIFF



# NIGERIAN PORTS AUTHORITY

**PORT ACT  
(CAP 361)**

**In exercise of the powers conferred by Part XII of the Port Act (Cap 361) and of all other powers enabling it on that behalf, Nigerian Ports Authority hereby makes the following regulations:**

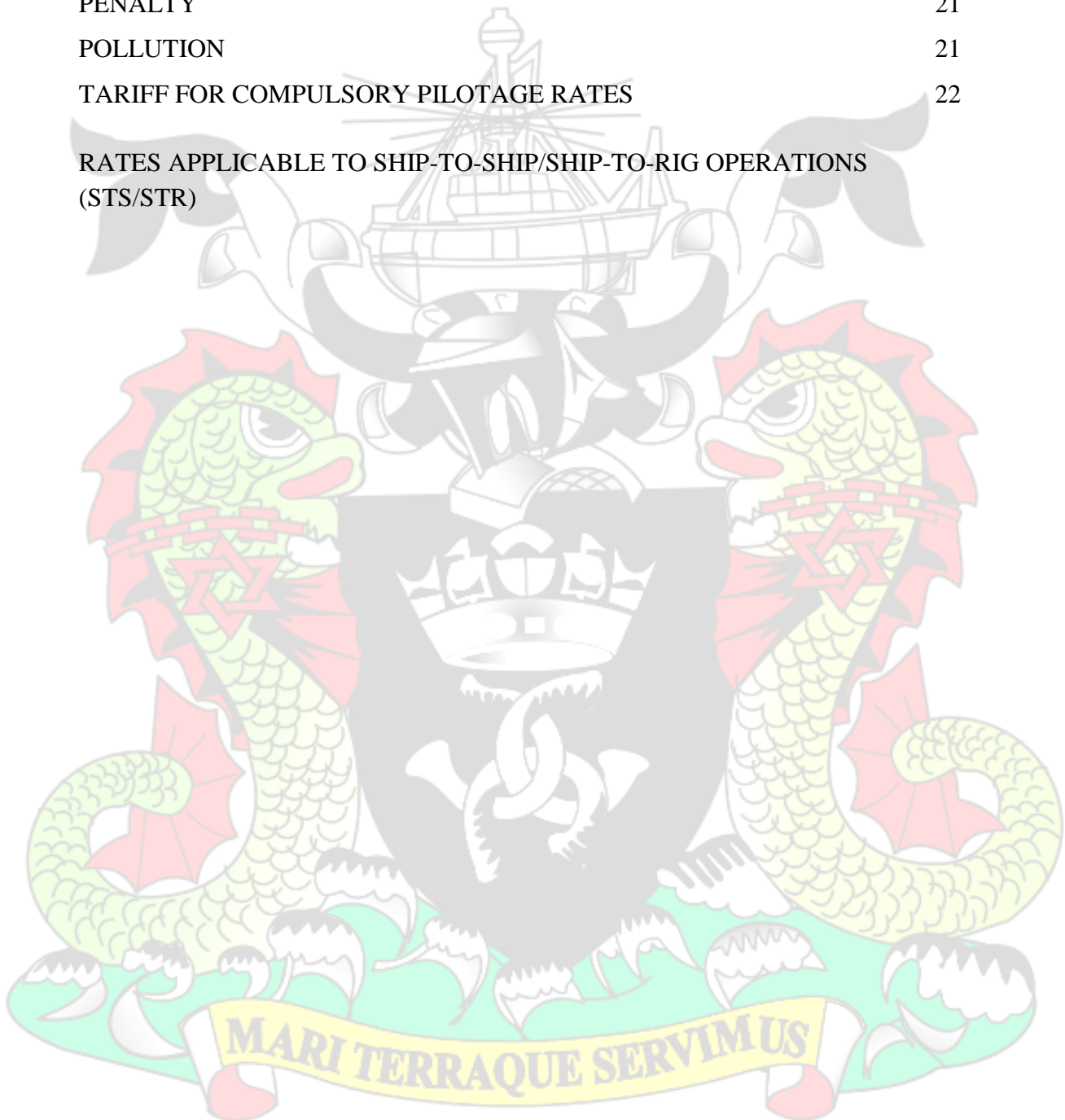


## TABLE OF CONTENTS

|  | PAGE |
|--|------|
| DEFINITION OF TERMS  | 4    |
| KEY TO ABBREVIATIONS   | 4    |
| EXPLANATORY NOTES  | 5    |
| <i>Cargo Dues, Value Added Tax, Berth Rent/Mooring Dues, Contingency Deposit, Ship Dues, Royalty Charges, Coastal Charges, Tropical West Africa [TWA] Charges, Foreign Charges, Day, Documents to be furnished by Shipping Companies, Time to Submit Document, Tonnage &amp; Anchorage Charge.</i> |      |
| GUIDELINES ON THE POST CONCESSION BILLING SYSTEM   | 7    |
| TARIFFS  | 9    |
| SHIP DUES  | 9    |
| THIRD PARTY TOWAGE FOR LAGOS PILOTAGE DISTRICT   | 9    |
| ANNUAL LIGHT DUES  | 9    |
| ANNUAL CONSERVANCY   | 9    |
| BERTH RENT   | 10   |
| HARBOUR DUES   | 11   |
| ENVIRONMENTAL PROTECTION LEVY (EPL)  | 13   |
| MARITIME ORGANIZATION OF WEST AND CENTRAL AFRICA (MOWCA)   | 13   |
| WHARFAGE   | 14   |
| FACILITY CHARGE  | 14   |
| PORT PIER  | 15   |
| CONTINGENCY DEPOSIT  | 15   |
| 5% VAT   | 15   |
| NIGERIAN LIQUIFIED NATURAL GAS OPERATION (NLNG)  | 15   |
| OIL TERMINAL DUES AND COMPULSORY PILOTAGE  |      |
| ROYALTY (OTD & CPR)  | 16   |
| GENERAL (MISCELLANEOUS) CHARGES  | 17   |
| FIRE EQUIPMENT/SERVICES  | 17   |
| ESCORT OF DANGEROUS/HARZARDOUS CARGO   | 18   |
| HIRE OF AMBULANCE  | 18   |
| AUCTION  | 18   |
| FRESH WATER  | 18   |
| WEIGHING CHARGES (NGN)   | 19   |
| BUNKERING  | 19   |
| VEHICLE ENTRY PERMIT (VEP)   | 19   |
| OTHER GENERAL (MISCALLENEOUS) CHARGES  | 19   |

**TABLE OF CONTENTS (Cont'd)**

|  | <b>PAGE</b> |
|--|-------------|
| DUES APPLICABLE TO LOCAL TRAWLERS                                    | 20          |
| DUES FOR PASSENGER FERRY BOAT OPERATIONS                             | 20          |
| PENALTY  | 21          |
| POLLUTION  | 21          |
| TARIFF FOR COMPULSORY PILOTAGE RATES                                 | 22          |
| RATES APPLICABLE TO SHIP-TO-SHIP/SHIP-TO-RIG OPERATIONS<br>(STS/STR) |             |



## **DEFINITION OF TERMS**

**Mid-Stream Discharge:** This is defined as offshore operation involving discharge of cargo from mother vessel to a smaller vessel or barge.

**Single Buoy Mooring (SBM):** An offshore operation involving vessel discharge through underwater pipeline to a shore based facility.

**Ship to ship transfer (STS):** An offshore cargo operation involving two or more vessels transfer of cargo from a mother vessel to a coastal vessel and vice versa.

**Service Boats:** These are specialized vessels involved in movement of oil related cargo or equipment from oil service provider terminals to oil fields/rigs offshore.

**Throughput Fee:** The stipulated Fee to be charged by the Authority for the volume of cargo (Inward & Outward) passing through the concession terminal. It is usually measured in TEUS, Tons and units, payable by the operators

**Appropriated Area:** A designated Nigerian Port Authority's facilities or Area granted for preferential or exclusive use for operational purposes

**Concessioned Area:** A space of Area of the Authority of which certain contractual right and privileges are passed or granted to another operating party to conduct a subsidiary business as contained in the Agreement

## **KEY TO ABBREVIATIONS**

|     |       |  |
|-----|-------|--|
| 1.  | OTD   | Oil Terminal Dues                                |
| 2.  | CPR   | Compulsory Pilotage Royalty                      |
| 3.  | VAT   | Value Added Tax                                  |
| 4.  | TWA   | Tropical West Africa                             |
| 5.  | RORO  | Roll On Roll Off                                 |
| 4.  | CBM   | Cubic Meter                                      |
| 6.  | GRT   | Gross Registered Tonnage                         |
| 7.  | LOA   | Length Over All                                  |
| 8.  | B/L   | Bill of Lading                                   |
| 9.  | EPL   | Environmental Protection Levy                    |
| 10. | VEP   | Vehicle Entry Permit                             |
| 11. | MOU   | Memorandum of Understanding                      |
| 12. | MOWCA | Maritime Organization of West And Central Africa |
| 13. | STS   | Ship-To-Ship                                     |
| 14. | STR   | Ship-To-Rig                                      |

## **EXPLANATORY NOTES**

The Nigerian Ports Authority (Dues and Rates) Regulations 1956 made under the Ports Act, as amended by the various Nigerian Ports Authority (Dues and Rates) Regulation from 1957 to 2007 are hereby harmonized.

**CARGO DUES:** As charged in this Tariff shall cover: -

- (i) Stevedoring: Including Overtime, Extra Services (Labour<sup>\*a</sup>, Security and Tally Clerk), Delays weekend Charge, <sup>\*b</sup> Optional Services and Facility Charge<sup>\*c</sup> (for Containers)
- (ii) Harbour Dues
- (iii) Environmental Protection Levy

### **NOTE**

- \*a. Labour - Services provided and not related to tonnage shall be charged accordingly.
- \*b. Delays - Operational delays due to ship arrangement, including non-provision of trucks shall be charged accordingly.
- \*c. Facility Charge – A facility charge of ₦ 7.50 per tonne at Appropriated Area shall be charged.

**VALUE ADDED TAX (VAT):** Shall be charged as appropriate.

**BERTH RENT/MOORING DUES:** Shall be provisionally charged as soon as a vessel occupies a berth/ moor at non-Concessioned Area excluding SBM Operations:

### **CONTINGENCY DEPOSIT:**

- (i) It shall be charged on the value of Cargo Dues and Berth Rent at non-Concessioned Area.
- (ii) It shall be charged on the value of Harbour Dues and Environmental Protection levy at Concessioned Area.

**SHIP DUES:** As charged in this Tariff, shall cover all services normally required by a vessel for her movement into and out of the Port including the use of Tug Boats.

**ROYALTY CHARGES:** These are applicable to operations at:

- (i) Leased/Appropriated Area
- (ii) Private Jetties
- (iii) Off-shore Oil Terminals

**COASTAL CHARGES:** Are applicable to vessels engaged in trade within Nigerian Territorial Waters exclusive of Service Boats. Goods previously landed in any Sea Port in Nigeria and subsequently re-exported to another Nigerian Port will rank as coastal traffic and attract coastal charges.

**TROPICAL WEST AFRICA (T.W.A.) CHARGES:** Applicable to vessels engaged in trade within West Coast of Africa lying between latitude 15°N and 15°S.

**FOREIGN CHARGES:** These charges relate to imports and exports other than Coastwise.

**DAY:** This shall mean a period of 24 hours or any part thereof. *A new day starts at 12.00 midnight.*

**DOCUMENTS TO BE FURNISHED BY SHIPPING COMPANIES:** For the purpose of payment and pre-arrival arrangements, the following documents shall be required.

- (i) **Manifest**
  - (a) All vessels are to submit Manifest in 2 Hard Copies and a Soft Copy.
  - (b) Container Vessels in addition to (a) above are to submit 2 copies of Container Arrival List (CAL).
- (ii) **Ship Entry Notice (SEN)**
- (iii) **Stowage Plan**
- (v) **Part Discharge Certificate (where necessary)**
- (vi) **Transfer and Acceptance of Ship Agency (Where necessary)**

**TIME TO SUBMIT DOCUMENTS:**

- (i) Manifest and other documents certified by Owner/Representative must be submitted before arrival of vessel at berth.
- (ii) Additional manifest must be submitted not later than 24hours after vessel has berthed.
- (iii) Export manifest must be submitted prior to departure of vessel from berth.

**NOTE:** *This timing is without prejudice to NPA's Policy of payment before service.*

**TONNE:**

- (i) Where charges are assessed on gross weight, a tonne shall mean 1000kgs.
- (ii) Where charges are assessed by measurement, a tonne shall mean 1cbm.

**ANCHORAGE CHARGE:** A vessel shall be placed on Anchorage if she is lying idle or does not attain 40% productivity target. It shall be the duty of the Port Manager in collaboration with the Traffic Manager and Terminal Operator to determine whether or not a vessel is lying idle.

## **GUIDELINES ON THE POST CONCESSION BILLING SYSTEM**

Following the concessioning of the ports; the Cargo Dues component of both the Provisional and Final Bills has been split into:

- i. Stevedoring
- ii. Harbours Dues
- iii. Environmental Protection;

Under the new format, the Terminal Operations are expected to collect the Stevedoring component since they will handle the cargo; while NPA will collect Harbour Dues, Environmental Protection, Berth Rent and Ship Dues. The Stevedoring component shall apply at any Non-concession Area.

The various rates as would be applicable have accordingly been spelt out.

The following steps shall also be (strictly) followed in raising Provisional and Final Bills.

- i. Shipping Companies are expected to submit manifest within 48 hours, before the arrival of the vessel. Export manifest are to be submitted before the departure of the vessel.
- ii Shipping Companies will also submit Hard-copies of Ship's Manifest to COPI which will in turn send a copy of the Manifest to Commercial Services Department for the processing of Provisional Bills
- iii Provisional Bills should be raised immediately on receipt of Manifest to enable shipping Companies make payment before the arrival of vessel.
- iv Presentation of NPA Receipt as evidence of payment of Provisional Bills must be strictly enforced as condition for issuance of Vessel Berthing and Sailings Certificates.
- v Declared Tonnages/Ton must be properly reconciled at the weekly Voyage Reconciliation Meetings (VRM).
- vi All Ships' Provisional Bills must be finalized within 7 days after completion of discharge and receipt of relevant source documents from Harbors Department.

**Note:** *The commencement of computation of Provisional and Final Bill using the Oracle platform of the Revenue Invoicing Management System (RIMS) will alter the current processes elaborated above.*



## **RIMS Processes:**

The Shipping Agents will be required to obtain e-SEN (Electronic Ship Entry Notice) using the e-SEN application [www.sen.nigerianports.org](http://www.sen.nigerianports.org). Electronic Ship Entry Notice application queries are handled at the Headquarters of the Western and Eastern Ports respectively.

Agent will log in to the Customer Portal of NPA with their login details/credentials to initiate the process below to upload to NPA the same Manifests submitted to the Nigerian Customs: (Access to the Customer Portal is through NPA's website portal [www.nigerianports.org](http://www.nigerianports.org)).

1. Navigate to the module/platform by clicking "Manifest Upload" on the Homepage.
2. Enter your Customer ID and the e SEN Number for the Ship Entry. (Obtain your e-EN Number from the e-SEN Application)
3. Click on "Submit" to validate the provided information.
4. After Validation, you will be redirected to upload your Manifest.
5. Data from the e-SEN registration will be pre-populated.
6. Select the Port and the Jetty/Terminal of Operation
7. Select the Vessel Type
8. Choose the Registration File of the manifest from its location on the workstation
9. Choose the Manifest Header File of the manifest from its location on the workstation
10. Add the BOL files of the manifest from its location on the workstation
11. Click on "Start Upload" after adding all the BOL files
12. Enter the Rotation Number obtained from Customs that Manifest and Ship Entry
13. Select the Check Box I agree to the terms and conditions
14. Select the Check Box I confirm that my manifest entries are accurate as at the time of completing the form.
15. Click on "Submit" to send the Ship Entry and Manifests to the Commercial Department of NPA for review and generation of Provisional Bill.
16. If the provided detail does not meet the requirement, the errors would be highlighted and you will be notified to make the required corrections.
17. On Successful upload, you will be notified with the Manifest ID of your entry

## TARIFF

### SHIP DUES

#### FIND RATE AS APPLICABLE BELOW

| TYPE OF VESSEL                     | RATE      | UNIT OF MEASUREMENT | CONSTANT |
|------------------------------------|-----------|---------------------|----------|
| Foreign                            | USD 1.28  | GRT                 | 1176     |
| Tropical West Africa               | USD 0.62  | GRT                 | 1176     |
| Coastal                            | USD 0.44  | GRT                 | 1176     |
| Shifting (All Vessels)             | USD 0.07  | GRT                 | 1176     |
| Second Port Of Call On Same Voyage | USD 0.938 | GRT                 | 1176     |

• **Remark: Components of 1176 Constant:**

(i) *Berthing, Mooring (in & out) - \$125 x 2 = \$250*

(ii) *Towage (in & out) - \$462.8 x 2 = \$925.60*

**Total = \$1176**

- *Note: Shifting of vessels within Ports and same Pilotage District shall be charged as applicable above*
- *Shifting of vessels due to non-performance shall be charged as applicable above*

#### THIRD PARTY TOWAGE FOR LAGOS PILOTAGE DISTRICT (USD)

#### FIND RATE AS APPLICABLE BELOW

| TYPE OF VESSEL  | RATE     | UNIT OF MEASUREMENT |
|-----------------|----------|---------------------|
| 1 – 200 LOA     | USD 2000 | Per Tug/Movement    |
| 200 LOA & Above | USD 2500 | Per Tug/Movement    |

#### ABOVE TOWAGE WILL APPLY IN ADDITION TO THE SHIP DUES AND BERTHING/MOORING BELOW

| TYPE OF VESSEL       | RATE     | UNIT OF MEASUREMENT | BERTHING/MOORING |
|----------------------|----------|---------------------|------------------|
| Foreign              | USD 1.28 | GRT                 | 250              |
| Tropical West Africa | USD 0.62 | GRT                 | 250              |
| Coastal              | USD 0.44 | GRT                 | 250              |

- *Note: In the time being, the Rates listed above shall apply only in Lagos Pilotage District*
- *Two tugs each be required for inward and outward towage respectively*
- *The uncharted channels in Lagos Pilotage District shall retain the former rates*
- *The other pilotage Districts shall continue to charge/maintain the former rates as applicable for towage services*
- *Moves within the Ports in the same Pilotage District shall attract a flat rate of \$600 per Tug per Movement*
- *Using Tugs to assist a ship to turn around shall attract a flat rate of \$600 per Tug per Assistance*
- *Hiring of NPA Pilot Cutter shall attract \$1500 per day.*

- *The Delay of Tug shall attract \$400 per hour and part thereof. This shall apply in addition to the Delay of Pilot at the same rate.*
- *Tugs attending to a ship in distress/without power/defective steering shall attract the rate \$2500 per Tug*
- *Where applicable in other Districts, Third Party Towage Companies are required to pay a Royalty of 20% per Tug/Movement*
- *Where applicable in other Districts, Licensing of Third Party Towage Service Provider shall attract \$20000, this shall be renewed annually at the rate of \$10000*

**ANNUAL LIGHT DUES  
FIND RATE AS APPLICABLE BELOW**

| <b>TYPE OF VESSEL</b>      | <b>RATE</b> | <b>UNIT OF MEASUREMENT</b> |
|----------------------------|-------------|----------------------------|
| Tropical West Africa (TWA) | USD 0.95    | GRT                        |
| Coastal                    | USD 0.85    | GRT                        |

**ANNUAL CONSERVANCY (USD)  
FIND RATE AS APPLICABLE BELOW**

| <b>TYPE OF VESSEL</b>   | <b>RATE</b> | <b>UNIT OF MEASUREMENT</b> |
|---|-------------|----------------------------|
| Harbour Tugs, Lighters, Barges & Others From 50 GRT And Below On Domestic Trade | USD 216.00  | GRT                        |
| Harbour Tugs, Lighters, Barges & Others Of Over 50 GRT Operating Domestic Trade | USD 1084.00 | GRT                        |

**BERTH RENT (USD)  
FIND RATE AS APPLICABLE BELOW**

*To Be Provisionally Charged at the Rate of USD 2.00 x LOA x Number of Days*

| <b>TYPE OF VESSEL</b>      | <b>RATE</b> | <b>UNIT OF MEASUREMENT</b> | <b>NUMBER OF DAYS</b> |
|----------------------------|-------------|----------------------------|-----------------------|
| Container And Roro Vessels | USD2.00     | LOA                        | 2                     |
| Combo Vessels              | USD2.00     | LOA                        | 3                     |
| Liquid Bulk Cargo Vessels  | USD2.00     | LOA                        | 4                     |
| Dry Bulk Cargo Vessels     | USD2.00     | LOA                        | 8                     |
| General Cargo Vessels      | USD2.00     | LOA                        | 10                    |

- **Remark:** (Liquid Bulk Cargo Vessels) – Includes Oil Rig Vessels.

## HARBOUR DUES (USD)

**UNIT/TONNAGE x RATE**  
**FIND RATE AS APPLICABLE BELOW**

| Area                   | Cargo Type           | Unit/Tonnage | Foreign |        | TWA/Coastal |        |
|------------------------|----------------------|--------------|---------|--------|-------------|--------|
|                        |                      |              | Import  | Export | Import      | Export |
| <b>Concession Area</b> | General Cargo        | Per Ton      | 2.5     | 1.7    | 2           | 1.2    |
|                        | Liquid Bulk          | Per Ton      | 1.89    | 1.66   | 1.46        | 1.46   |
|                        | Dry Bulk             | Per Ton      | 1.89    | 1.66   | 1.46        | 1.46   |
|                        | Container 20FT Empty | Per Unit     | -       | -      | -           | -      |
|                        | Container 20FT Laden | Per Unit     | 80      | 47     | 47          | 47     |
|                        | Container 40FT Empty | Per Unit     | -       | -      | -           | -      |
|                        | Container 40FT Laden | Per Unit     | 160     | 93     | 93          | 93     |
|                        | Vehicle Up to 15 CBM | Per Unit     | 27.5    | 27.5   | 27.5        | 27.5   |
|                        | Vehicle 16 to 25 CBM | Per Unit     | 45      | 45     | 45          | 45     |
|                        | Vehicle above 25 CBM | Per Unit     | 187     | 187    | 187         | 187    |
|                        | Vehicle Trailer/Mafi | Per Unit     | 300     | 300    | 300         | 300    |

| Area                 | Cargo Type           | Unit/Tonnage | Foreign |        | TWA/Coastal |        |
|----------------------|----------------------|--------------|---------|--------|-------------|--------|
|                      |                      |              | Import  | Export | Import      | Export |
| <b>Private Jetty</b> | General Cargo        | Per Ton      | 2.5     | 1.7    | 2.0         | 1.2    |
|                      | Liquid Bulk          | Per Ton      | 3.78    | 3.78   | 3.78        | 3.78   |
|                      | Dry Bulk             | Per Ton      | 1.89    | 1.66   | 1.46        | 1.46   |
|                      | Container 20FT Empty | Per Unit     | -       | -      | -           | -      |
|                      | Container 20FT Laden | Per Unit     | 80      | 47     | 47          | 47     |
|                      | Container 40FT Empty | Per Unit     | -       | -      | -           | -      |
|                      | Container 40FT Laden | Per Unit     | 160     | 93     | 93          | 93     |
|                      | Vehicle Up to 15 CBM | Per Unit     | 27.5    | 27.5   | 27.5        | 27.5   |
|                      | Vehicle 16 to 25 CBM | Per Unit     | 45      | 45     | 45          | 45     |
|                      | Vehicle above 25 CBM | Per Unit     | 187     | 187    | 187         | 187    |
|                      | Vehicle Trailer/Mafi | Per Unit     | 300     | 300    | 300         | 300    |

| Area     | Cargo Type           | Unit/Tonnage | Foreign |        | TWA/Coastal |        |
|----------|----------------------|--------------|---------|--------|-------------|--------|
|          |                      |              | Import  | Export | Import      | Export |
| NPA Area | General Cargo        | Per Ton      | 8.7     | 5.8    | 5.5         | 4.8    |
|          | Liquid Bulk          | Per Ton      | 5.9     | 2.98   | 2.6         | 2.6    |
|          | Dry Bulk             | Per Ton      | 5.9     | 4.26   | 3.56        | 3.56   |
|          | Container 20FT Empty | Per Unit     | 19      | 16     | 19          | 16     |
|          | Container 20FT Laden | Per Unit     | 187     | 120    | 187         | 120    |
|          | Container 40FT Empty | Per Unit     | 31      | 28     | 31          | 28     |
|          | Container 40FT Laden | Per Unit     | 296     | 200    | 143         | 143    |
|          | Vehicle Up to 15 CBM | Per Unit     | 27.5    | 27.5   | 27.5        | 27.5   |
|          | Vehicle 16 to 25 CBM | Per Unit     | 45      | 45     | 45          | 45     |
|          | Vehicle above 25 CBM | Per Unit     | 187     | 187    | 187         | 187    |
|          | Vehicle Trailer/Mafi | Per Unit     | 300     | 300    | 300         | 300    |

| Area              | Cargo Type           | Unit/Tonnage | Foreign |        | TWA/Coastal |        |
|-------------------|----------------------|--------------|---------|--------|-------------|--------|
|                   |                      |              | Import  | Export | Import      | Export |
| Appropriated Area | General Cargo        | Per Ton      | 4.8     | 4.1    | 4.1         | 4.1    |
|                   | Liquid Bulk          | Per Ton      | 5.9     | 2.98   | 2.6         | 2.6    |
|                   | Dry Bulk             | Per Ton      | 4.4     | 3.27   | 2.9         | 2.57   |
|                   | Container 20FT Empty | Per Ton      | 8       | 8      | 8           | 8      |
|                   | Container 20FT Laden | Per Unit     | 107     | 82     | 107         | 63     |
|                   | Container 40FT Empty | Per Ton      | 12      | 12     | 12          | 12     |
|                   | Container 40FT Laden | Per Unit     | 202     | 152    | 202         | 115    |
|                   | Vehicle Up to 15 CBM | Per Unit     | 36      | 29.3   | 36          | 29.3   |
|                   | Vehicle 16 to 25 CBM | Per Unit     | 57      | 46.3   | 57          | 46.3   |
|                   | Vehicle above 25 CBM | Per Unit     | 206     | 167.4  | 206         | 167.4  |
|                   | Vehicle Trailer/Mafi | Per Unit     | 338     | 274.6  | 336         | 274.6  |

- Note: charges of \$0.56 X TON + 150 for single Buoy Mooring (SBM) shall apply as Harbours Dues in Pilotage District where such operation is undertaken

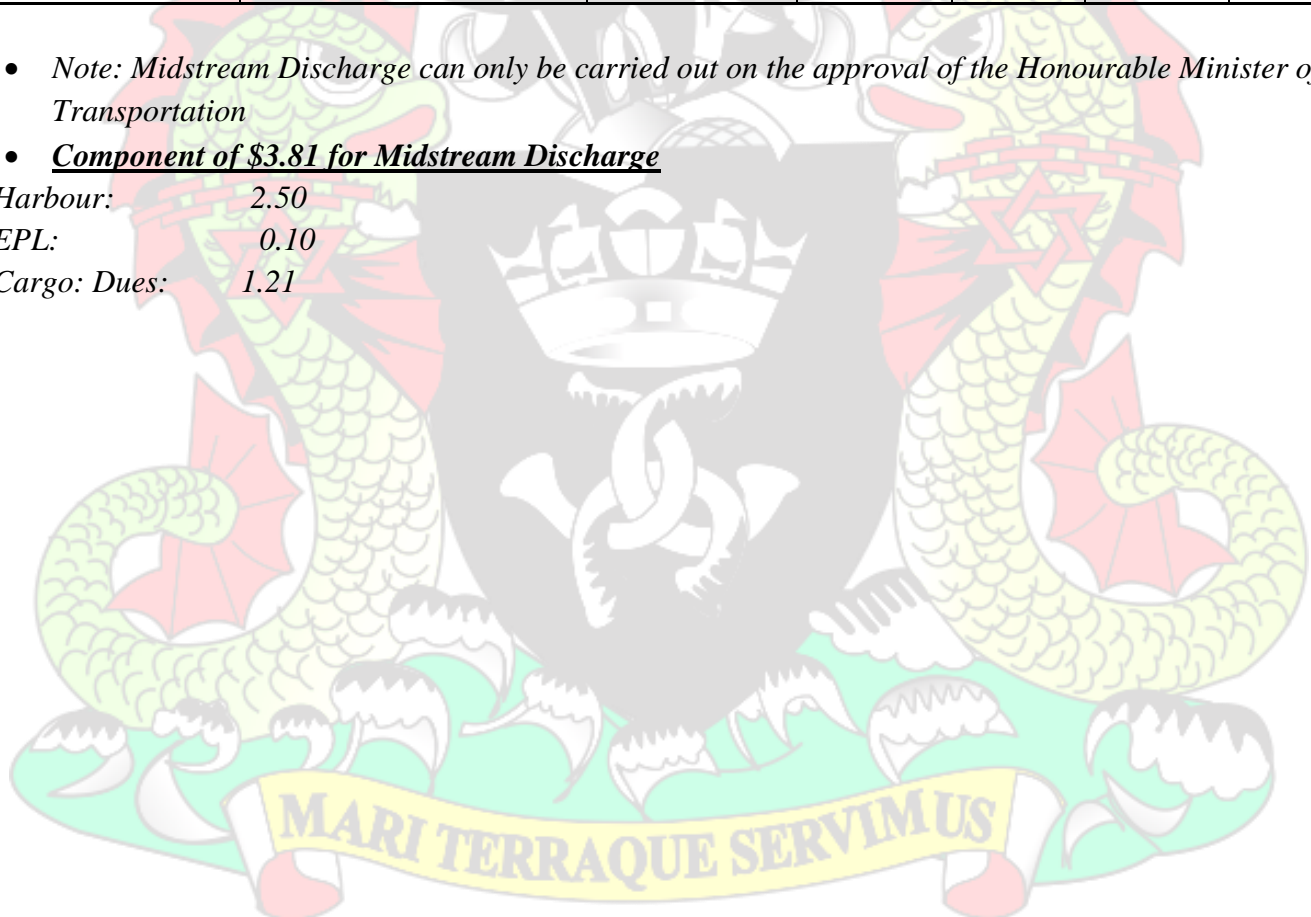
| Area                   | Cargo Type           | Unit/<br>Tonnage | Foreign |        | TWA/Coastal |        |
|------------------------|----------------------|------------------|---------|--------|-------------|--------|
|                        |                      |                  | Import  | Export | Import      | Export |
| Midstream<br>Discharge | General Cargo        | Per Ton          | 3.81    | 3.81   | 3.81        | 3.81   |
|                        | Container 20FT Empty | Per Ton          | 4       | 4      | 4           | 4      |
|                        | Container 20FT Laden | Per Unit         | 13      | 13     | 13          | 13     |
|                        | Container 40FT Empty | Per Ton          | 7       | 7      | 7           | 7      |
|                        | Container 40FT Laden | Per Unit         | 19      | 19     | 19          | 19     |
|                        | Vehicle Up to 15 CBM | Per Unit         | 2.83    | 2.29   | 2.83        | 2.89   |
|                        | Vehicle 16 to 25 CBM | Per Unit         | 5       | 4.1    | 5           | 4      |
|                        | Vehicle above 25 CBM | Per Unit         | 8       | 7      | 8           | 7      |
|                        | Vehicle Trailer/Mafi | Per Unit         | 18      | 15     | 18          | 15     |

- *Note: Midstream Discharge can only be carried out on the approval of the Honourable Minister of Transportation*
- **Component of \$3.81 for Midstream Discharge**

Harbour: 2.50

EPL: 0.10

Cargo: Dues: 1.21



**ENVIRONMENTAL PROTECTION LEVY (EPL) USD  
UNIT/TONNAGE X RATE  
FIND RATE BELOW AS APPLICABLE**

| <b>Cargo Type</b>    | <b>Unit/<br/>Tonnage</b> | <b>Rates</b> |
|----------------------|--------------------------|--------------|
| General Cargo        | Per Ton                  | USD 0.10     |
| Liquid Bulk          | Per Ton                  | USD 0.10     |
| Dry Bulk             | Per Ton                  | USD 0.10     |
| Container 20FT Empty | Per Unit                 | USD 3.63     |
| Container 20FT Laden | Per Unit                 | USD 3.63     |
| Container 40FT Empty | Per Unit                 | USD 7.68     |
| Container 40FT Laden | Per Unit                 | USD 7.68     |
| Vehicle Up to 15 CBM | Per Unit                 | USD 2.25     |
| Vehicle 16 to 25 CBM | Per Unit                 | USD 2.25     |
| Vehicle above 25 CBM | Per Unit                 | USD 2.25     |
| Vehicle Trailer/Mafi | Per Unit                 | USD 2.25     |

**MARITIME ORGANIZATION OF WEST AND CENTRAL AFRICA  
(MOWCA) - USD  
UNIT/TONNAGE X RATE  
FIND RATE BELOW AS APPLICABLE**

| <b>Cargo Type</b>    | <b>Unit/ Tonnage</b> | <b>Rates</b> |
|----------------------|----------------------|--------------|
| General Cargo        | Per Ton              | USD 0.10     |
| Bulk Liquid          | Per Ton              | USD 0.10     |
| Bulk Solid           | Per Ton              | USD 0.10     |
| Container 20FT Empty | Per Unit             | -            |
| Container 20FT Laden | Per Unit             | USD 2.00     |
| Container 40FT Empty | Per Unit             | -            |
| Container 40FT Laden | Per Unit             | USD 4.00     |
| Vehicle Up to 15 CBM | Per Unit             | USD 1.00     |
| Vehicle 16 to 25 CBM | Per Unit             | USD 2.00     |
| Vehicle above 25 CBM | Per Unit             | USD 3.00     |
| Vehicle Trailer/Mafi | Per Unit             | USD 3.00     |

- *Note: The Authority generates MOWCA for the member countries; it does not retain the revenue. MOWCA levy does not constitute revenue for the Authority*

**WHARFAGE (NGN)**  
**UNIT/TONNAGE X RATE**  
**FIND RATE BELOW AS APPLICABLE**

| TYPE OF CARGO | RATE   | UNIT OF MEASUREMENT |
|---------------|--------|---------------------|
| Liquid Bulk   | ₦13.00 | Per Ton             |
| Dry Bulk      | ₦13.00 | Per Ton             |

- *Note: Wharfage is collected on all Bulk Cargo Passing through or over the Berth or Wharf of the Authority.*

**FACILITY CHARGE (NGN)**  
**UNIT/TONNAGE X RATE**  
**FIND RATE BELOW AS APPLICABLE**

| TYPE OF CARGO     | RATE  | UNIT OF MEASUREMENT |
|-------------------|-------|---------------------|
| Liquid Bulk Cargo | ₦7.50 | Per Ton             |
| Dry Bulk          | ₦7.50 | Per Ton             |
| General Cargo     | ₦7.50 | Per Ton             |

- *Note: Facility Charge is Charged On Cargo In All Appropriated Areas /NPA Owned Jetties Only*

**PORT PIER (NGN)**  
**UNIT/TONNAGE X RATE**  
**FIND RATE BELOW AS APPLICABLE**

| TYPE OF CARGO     | RATE   |        | UNIT OF MEASUREMENT |
|-------------------|--------|--------|---------------------|
|                   | IMPORT | EXPORT |                     |
| Liquid Bulk Cargo | ₦22.00 | ₦14.00 | Per Ton             |
| Dry Bulk          | ₦22.00 | ₦14.00 | Per Ton             |
| General Cargo     | ₦22.00 | ₦14.00 | Per Ton             |

- *Note: Port Pier Is Charged On Cargo At Private Jetties*

**CONTINGENCY DEPOSIT (USD)**

2% of Harbour Dues + Environment Protection Levy – (At Concession Terminal)

5% of Cargo Dues + Berth Rent (At NPA/Appropriated Areas)

**5% VAT**

Value Added Tax shall apply on the total of all the Import revenue line/item. However, Vat is not applicable to Export



**NIGERIAN LIQUIFIED NATURAL GAS (NLNG) OPERATION (USD/NGN)  
FIND RATE BELOW AS APPLICABLE**

| TYPE OF CARGO | TYPES OF DUES                 | RATE      | UNIT OF MEASUREMENT |
|---------------|-------------------------------|-----------|---------------------|
| NLNG          | Harbour Dues                  | USD 3.68  | Per Ton             |
| NLNG          | Ship Dues                     | USD 1.19  | Per Ton             |
| NLNG          | Environmental Protection Levy | USD 0.10  | Per Ton             |
| NLNG          | Wharfage                      | NGN 13.00 | Per Ton             |

- Note: The rate of \$1.19 is a discounted rate from \$1.28, where the rate of \$0.03 and \$0.065 for Refuse and Bilge collection respectively are not computed*

**OIL TERMINAL DUES AND COMPULSORY PILOTAGE ROYLTY (OTD & CPR)  
FIND RATE BELOW AS APPLICABLE**

| OIL TERMINAL DUES |                     |            |
|-------------------|---------------------|------------|
| TYPE OF VESSEL    | UNIT OF MEASUREMENT | RATES (\$) |
| All Types         | Per Barrel          | USD 0.034  |

- Note: Oil Terminal Dues (OTD) is Collected At Offshore Oil Terminals Across All The Pilotage District in the Ports*

| COMPULSORY PILOTAGE ROYALTY   |                     |            |
|-------------------------------|---------------------|------------|
| TYPE OF VESSEL                | UNIT OF MEASUREMENT | RATES (\$) |
| 0 - 100,000 Dead Weight       | Summer Dead Weight  | USD 6,800  |
| 100,000 – 200,000 Dead Weight | Summer Dead Weight  | USD 10,200 |
| 200,000 & Above Dead Weight   | Summer Dead Weight  | USD 13,600 |

- Note: Compulsory Pilotage Royalty (CPR) Is Charged/Collected On Offshore Tanker Vessels at the Oil Terminals across all The Pilotage District in the Ports*

**GENERAL (MISCELLANEOUS) CHARGES  
USD & NGN**

**TOWAGE/SALVAGE SERVICES  
FIND RATE BELOW AS APPLICABLE BELOW**

| SERVICE DESCRIPTION                      | RATE       | UNIT OF MEASUREMENT |
|--|------------|---------------------|
| Attending to other moves within the Port | USD 600.00 | Per Tug/Move        |
| Assisting anchored ship to turn around   | USD 600.00 | Per Tug/Move        |
| For hourly delay of Tug by ship          | USD 400.00 | Per Tug/Hour        |
| Delay of Pilot                           | USD 400.00 | Per Tug/Hour        |

**FIRE EQUIPMENT/SERVICES  
FIND RATE BELOW AS APPLICABLE BELOW**

| SERVICE DESCRIPTION                                     | RATE  | UNIT OF MEASUREMENT      | REMARK               |
|---|---|--------------------------|----------------------|
| Hire of Fire appliances for attendance within the Port  | USD 130   | Per attendance           | With Foam<br>USD 195 |
| Fire appliances (Standing by)                           | USD 65  | Per attendance/Per shift | -                    |
| Hire of Pumps per attendance within the Port            | USD 130   | Per attendance           | With Foam<br>USD 195 |
| Hire of Pump (Standing by)                              | USD 26  |                          | -                    |
| Fire Services on Sunday/Public holidays within the Port | Cost/Rate + 50%                                   | Per attendance           | -                    |
| Fire coverage on containers per day within the Port     | NGN100/unit subject to a maximum of 20% of rent   | Port per attendance      | -                    |
| Fire protection on vehicles at park                     | NGN250 per vehicle for all categories of vehicles | Per vehicles             | -                    |
| Fire coverage on General Cargo per day within the port  | NGN500 B/L subject to a maximum of 20% of rent    | Per Bill of Laden        |                      |

**NOTE:** Except where indicated above, all other attendances are subject to a maximum of Eight (8) hour shift.

**HIRE OF AMBILANCE (USD)  
FIND RATE BELOW AS APPLICABLE**

| DESCRIPTION       | RATE    | UNIT OF MEASUREMENT |
|-------------------|---------|---------------------|
| Hire of Ambulance | USD 500 | Per Trip            |

- **Note:** Charged In Naira At The Prevailing Exchange Rate

**ESCORT OF DANGEROUS/HARZARDOUS CARGO (USD)  
FIND RATE BELOW AS APPLICABLE**

| SERVICE DESCRIPTION         | RATE       | UNIT OF MEASUREMENT | REMARK                                 |
|-----------------------------|------------|---------------------|--|
| Port operation              | USD 130    | Per Agent           | Escort shall be within Port city limit |
| At Night                    | USD 195    | Per Agent           |  |
| Fire Compliance Certificate | USD 30,000 | Per Port Operator   |  |

**AUCTION (USD)  
FIND RATE BELOW AS APPLICABLE**

| DESCRIPTION                      | RATE      | UNIT OF MEASUREMENT |
|----------------------------------|-----------|---------------------|
| Documentation                    | NGN 2500  | Per Lot             |
| Handling Charge                  | NGN 5200  | Per Vehicle         |
| Handling Charge On General Cargo | NGN 1750  | Per Lot             |
| Handling Charge On Containers    | NGN 10500 | Per Container       |

**FRESH WATER (USD)  
FIND RATE BELOW AS APPLICABLE**

| DESCRIPTION                         | RATE   | UNIT OF MEASUREMENT |
|-------------------------------------|--------|---------------------|
| By NPA at Berth                     | USD 5  | Per ton             |
| At Midstream                        | USD 10 | Per ton             |
| Untreated water by NPA at Berth     | USD 3  | Per ton             |
| Untreated water by NPA at Midstream | USD 8  | Per ton             |

**BUNKERING (USD/NGN)  
FIND RATE BELOW AS APPLICABLE**

| TYPE OF VESSEL | RATE      | UNIT OF MEASUREMENT |
|----------------|-----------|---------------------|
| TWA/COASTAL    | NGN 13.00 | Per ton             |
| Foreign        | USD 2.1   | Per ton             |

**WEIGHING CHARGES (NGN)  
FIND RATE BELOW AS APPLICABLE**

| DESCRIPTION                        | RATE   | UNIT OF MEASUREMENT |
|------------------------------------|--------|---------------------|
| Export using NPA Scale             | NGN 33 | Per Ton             |
| Without NPA Scale                  | NGN 23 | Per Ton             |
| Import on Special Request          | NGN 9  | Per Ton             |
| Import/Export through Weigh Bridge | NGN 46 | Per Ton             |

**VEHICLE ENTRY PERMIT (VEP)  
FIND RATE BELOW AS APPLICABLE**

| <b>TYPE OF VEHICLE</b>              | <b>RATE</b> | <b>UNIT OF MEASUREMENT</b> |
|-------------------------------------|-------------|----------------------------|
| Vehicles Doing Business in the Port | NGN 225     | Per Vehicle                |

**OTHER GENERAL (MISCALLENEOUS) CHARGES (USD/NGN)  
FIND RATE BELOW AS APPLICABLE**

| <b>SERVICE DESCRIPTION</b>  | <b>RATE</b>  | <b>UNIT OF MEASUREMENT</b>   | <b>REMARK</b>   |
|---|--|------------------------------|---|
| Registration of Shipping Company  | NGN200,000   | Per Company                  | Bunkering License, Pilotage Exemption Certificate and other Permits/Licenses are renewable annually |
| Registration of Clearing Agents   | NGN25,000  | Per Agent                    |   |
| Renewal of Registration for Shipping Coy  | NGN100,000   | Per Company                  |   |
| Renewal for Clearing Agent  | NGN5,000   | Per Agent                    |   |
| Registration of Chandlers   | NGN50,000  | Per Chandler                 |   |
| Renewal of Registration for Chandlers   | NGN 30,000   | Per Chandler                 |   |
| Registration of Custom Licensed Agent   | NGN 5,000  | Per Agent                    |   |
| Renewal of the Registration   | NGN 5,000  | Per Agent                    |   |
| Clamping Of Vehicle   | NGN25,000  | Per Vehicle                  |   |
| Car Sticker   | NGN10,000  | Per Vehicle                  |   |
| Loss Of ID Card   | NGN500   | Per head/Personnel           |   |
| Towing Of Vehicle   | NGN25,000  | Per Vehicle                  |   |
| Overnight Trailer Parking   | NGN500   | Daily                        |   |
| Illegal/Unauthorized Entry by Master of Vessels/Agent (1 <sup>st</sup> Involvement) | USD3,000   | Per Vessel/Pilotage District |   |
| Illegal/Unauthorized Entry by Master of Vessels/Agent (2 <sup>nd</sup> Involvement) | USD 100% surcharge   | Per Vessel/Pilotage District |   |
| Documentation Fee   | NGN700   | Per Document/invoice         |   |
| Clamping of Motorcycle & Tricycle   | NGN 10,000   | Per Motorcycle/Tricycle      |   |
| Bunkering License   | NGN200,000   | Per Agent/Company            |   |
| Renewal of Bunkering License  | NGN100,000   | Per Agent/Company            |   |
| Electricity/Water Bill for local operators  | (NGN) As may be determined by Engineering Department at the location |                              |   |
| Supply by Ship Chandlers  | NGN 13.00  | Per supply ton               |   |


**DUES APPLICABLE TO LOCAL TRAWLERS (USD/NGN)  
FIND RATE BELOW AS APPLICABLE**

| <b>DESCRIPTION</b>                                     | <b>RATE</b>              | <b>UNIT OF MEASUREMENT</b> |
|--|--------------------------|----------------------------|
| Cargo Dues   | USD 1.6 x Exchange Rate  | Per ton                    |
| Wharfage   | NGN 13                   | Per ton                    |
| Facility charge  | NGN 7.50                 | Per ton                    |
| Port Pier  | NGN 22                   | Per ton                    |
| Documentation  | NGN 700                  | Per Doc/Invoice            |
| Annual Ship Dues                                       | USD 0.93 x Exchange Rate | GRT                        |
| Pilotage Exemption Certificate (PEC) Charge Masters    |                          |                            |
| Issuance of Pilotage Exemption Certificate (PEC)       | NGN 40,000               | Per Vessel/Pilot/District  |
| Annual Renewal of Pilotage Exemption Certificate (PEC) | NGN 40,000               | Per Vessel/Pilot/District  |

**DUES FOR PASSENGER/FERRY BOAT OPERATIONS (USD/NGN)  
FIND RATE BELOW AS APPLICABLE**

| <b>CHARGES</b>            | <b>RATE</b>              | <b>UNIT OF MEASUREMENT</b> |
|---------------------------|--------------------------|----------------------------|
| Passenger Dues ( In)      | USD 6.54 X Exchange Rate | Per Ton                    |
| Passenger Dues ( Out)     | USD 6.54 X Exchange Rate | Per Ton                    |
| Light Dues                | USD 0.95                 | Per GRT                    |
| Conservancy (In & Out)    | USD 0.138                | Per GRT                    |
| Refuse/Garbage Collection | USD 0.030                | Per GRT                    |
| Bilge Collection          | USD 0.065                | Per GRT                    |
| Administrative            | USD 0.002                | Per GRT                    |

*Note: Currently Messrs. Shoreline Logistics Limited collects the Cargo Dues of this operation on behalf of the Authority; the accrued revenue is shared between both parties.*



**PENALTY  
FIND RATE BELOW AS APPLICABLE**

| <b>PENALTY</b>                                     | <b>RATE</b> | <b>UNIT OF MEASUREMENT</b> |
|--|-------------|----------------------------|
| Amendment of Manifest Container/Roro/General Cargo | USD 50      | Per B/L                    |
| Additional Manifest                                | USD 200     | Per B/L                    |
| Additional Manifest for Homogenous Cargo           | USD 5,000   | Per Vessel/Voyage          |
| Late Submission of Manifest (Import & Export)      | USD 5,000   | Per Vessel/Voyage          |
| Under Declaration of Tonnages                      | 100%        | Of the Actual tonnage      |
| Anchorage Dues                                     | USD 0.50    | Per GRT/Day                |
| Cancellation of Voyage                             | USD 500     | Per Vessel/Voyage          |

- *Note: Penalty on additional manifest is chargeable on manifest submitted 24hours after the vessel has berthed.*
- *Penalty on Late Submission of manifest shall apply if import manifest is submitted less than 48 hours before arrival of vessel*
- *Export manifest should be submitted 48 hours after departure of vessel*
- *Anchorage shall apply on a vessel lying idle at the rate of \$0.50/GRT/Day in addition to other Ship Dues. It shall be the duty of the Port Manager in collaboration with the Terminal Operator to determine whether or not a vessel is lying idle or does not attain 40% productivity target*
- *Late submission of manifest (import) applies to only to cargoes loaded from port of origin of vessel. Cargoes loaded along the vessel route on the West Coast of Africa are excluded.*

**POLLUTION  
FIND RATE BELOW AS APPLICABLE**

| <b>PENALTY</b>                             | <b>RATE</b> | <b>UNIT OF MEASUREMENT</b>                  |
|--|-------------|---|
| Failure to report discharge of oil/mixture | USD 2,000   | -   |
| Minor pollution                            | USD 15,000  | Covering an area up to 50m <sup>2</sup>     |
| Major pollution                            | USD 50,000  | Covering an area more than 50m <sup>2</sup> |
| Dumping of refuse into surrounding water   | USD 14,000  | -   |
| Wrong supply of information                | 100%        | The expected value                          |

**TARIFF FOR COMPULSORY PILOTAGE RATES**

**(CHARGES NOTICE 001/004, 2014) ON:**

- **SERVICE BOATS MOVEMENT**
- **RIGS**
- **TUGS**
- **WORK BARGES (ALL OF 10 GRT AND ABOVE)**

| <b>DISTRICT A – CALABAR ZONE</b>                | <b>RATES (\$)</b> |
|---|-------------------|
| Calabar port to QIT/Eket Terminal or Vice Versa | 1.00              |
| Offshore to QIT/Eket Terminal or Vice Versa     | 0.62              |
| Calabar Fairway to Calabar Port                 | 0.916             |
| Offshore to Ikot Abasi or Vice Versa            | 0.62              |

| <b>DISTRICT B – PORT HARCOURT</b>                                    | <b>RATES (\$)</b> |
|--|-------------------|
| Port Harcourt to Aber Base or Vice Versa                             | 0.304             |
| Port Harcourt to Pelfaco/Modant/Nissco Jetty and Choba or Vice Versa | 0.304             |
| Port Harcourt to Amadi Jetty or Vice versa                           | 0.20              |
| Port Harcourt to Onne  | 0.304             |
| Onne to Soku or Vice Versa   | 0.344             |
| Onne to Magcohar Jetty or Vice Versa                                 | 0.22              |
| Onne to Aker Base or Vice Versa                                      | 0.42              |
| Offshore to Brass Terminal or Vice Versa                             | 0.57              |
| Bonny Fairway to Onne Town   | 0.40              |
| Bonny to Port Harcourt   | 0.48              |
| Port Harcourt to Okrika  | 0.30              |
| Bonny to Okrika  | 0.46              |
| Bonny to Onne  | 0.42              |
| Bonny to Dawes Island  | 0.36              |
| Dawes Island to Okirka   | 0.20              |
| Dawes Island to Port Harcourt  | 0.304             |
| Bonny to Abonema   | 0.83              |
| Onne to Amadi Jetty or Vice Versa                                    | 0.344             |
| Offshore to Yenagoa or Vice Versa                                    | 0.57              |

| <b>DISTRICT C – WARRI ZONE</b>                       | <b>RATES (\$)</b> |
|--|-------------------|
| Escravos Terminal to FWB – Escravos or Vice Versa    | 0.61              |
| Forcados Terminal to FWB – Forcados or Vice Versa    | 0.66              |
| Forcados Terminal to Escravos Terminal or Vice Versa | 0.66              |
| Warri Port NBTC Jetty or Vice Versa                  | 0.33              |
| Warri Port to EPTM or Vice Versa                     | 0.33              |
| Warri Port to Tidex Jetty or Vice Versa              | 0.33              |
| Warri Port to ELF Jetty or Vice Versa                | 0.33              |
| Warri Port to Agip Jetty or Vice Versa               | 0.33              |
| Warri Port to Baroid Jetty or Vice Versa             | 0.33              |
| Warri Port to Sheli Ogonu or Vice Versa              | 0.33              |
| Warri Port to Bouygues Jetty or Vice Versa           | 0.33              |
| Warri Port to Texaco or Vice Versa                   | 0.33              |
| Warri Port to Chervon or Vice Versa                  | 0.33              |
| Warri Port to DBN Jetty or Vice Versa                | 0.33              |
| Escravos Fairway to Warri                            | 0.97              |
| Escravos Fairway to Sapele                           | 0.90              |
| Escravos Fairway to Koko                             | 0.97              |
| Escravos Fairway to Burutu                           | 0.71              |

| <b>DISTRICT D – LAGOS ZONE</b>  | <b>RATES (\$)</b>                 |
|---|-----------------------------------|
| Lagos Fairway to Lagos Port Complex   | 0.34                              |
| Lagos Fairway to Tincan Island and Beyond   | 0.42                              |
| Additional charges to the above for Pilotage to Dry Docks and other Ship Repair Yards | 160.89 per Voyage                 |
| Garbage Scavenging  | 160.89 per Voyage                 |
| Optional Services – Saturdays/Sundays/Public Holidays                                 | 579.20 per Vessel (In/Out)        |
| Overtime – Late Movement (1600 Hrs to 0730 Hrs)                                       | 675.73 (per Movement)             |
| Conservancy Dues  | 5.08 per Total Chargeable Tonnage |
| Light Dues  | 2.81 per GRT                      |
| Footage Dues  | 17.68% of Pilotage Charges only   |

*Note: Light Dues: 100% for the first 12 calls thereafter 50% rate shall apply for subsequent calls within a calendar year.*

*Conservancy Dues: (\$2.874 per GRT) either in or out as stated in the compulsory pilotage rate is interpreted as:  $\$2.874 \times (GRT + FDBT + CARGO)$  where;*

*GRT = Gross Registered Tonnage*

*FDBT = Fuel in the Double Bottom Tank of the Vessel/Boat*

*CARGO = Cargo carried on unregistered space of the Boats/Vessels*



**SHIP-TO-SHIP/SHIP-TO-RIG (STS/STR) OPERATIONS**

| <b>CHARGES</b>  | <b>RATE</b>      | <b>UNIT OF MEASUREMENT</b>    |
|---|------------------|-------------------------------|
| <b>(i) Ship Dues: 0.633 X GRT + 925.60 (As tabulated below)</b> |                  |                               |
| Mooring   | USD 0.198        | GRT                           |
| Light Dues  | USD 0.34         | GRT                           |
| Refuse Collection   | USD 0.03         | GRT                           |
| Bilge Collection  | USD 0.065        | GRT                           |
| <b>Total</b>  | <b>USD 0.633</b> | <b>GRT</b>                    |
| Towage  | USD 925.60       | In & Out (462.80 X 2)         |
| <b>(ii) Cargo Dues (As tabulated below)</b>                     |                  |                               |
| Midstream Discharge   | USD 1.21         | Per ton (As approved by HMOT) |
| EPL   | USD 0.10         | Per ton                       |
| Facility Charge   | NGN 7.50         | Per ton                       |

- *Note: The above Rates shall be paid by the “Mother Vessel”*
- *If the “Mother Vessel” decides to call/enter the Ports with the ROB (Remain-On-Board) after discharge to Off-take vessels, the Hard Quay Rates on Cargo shall be applicable. She shall also pay \$0.647 X GRT + 1176 for Ship Dues*

**IN ADDITION WHERE UNDER THE POWERS CONTAINED IN SECTION 95 PART XII OF THE PORTS ACT CAP 361 (1990), THE NIGERIAN PORTS AUTHORITY PROVIDES SERVICES NOT SPECIFICALLY ENUMERATED IN THIS SCHEDULE, THEY MAY LEVY REASONABLE RATES IN RESPECT OF THOSE SERVICE**

